


HYDRAULIC KOREA

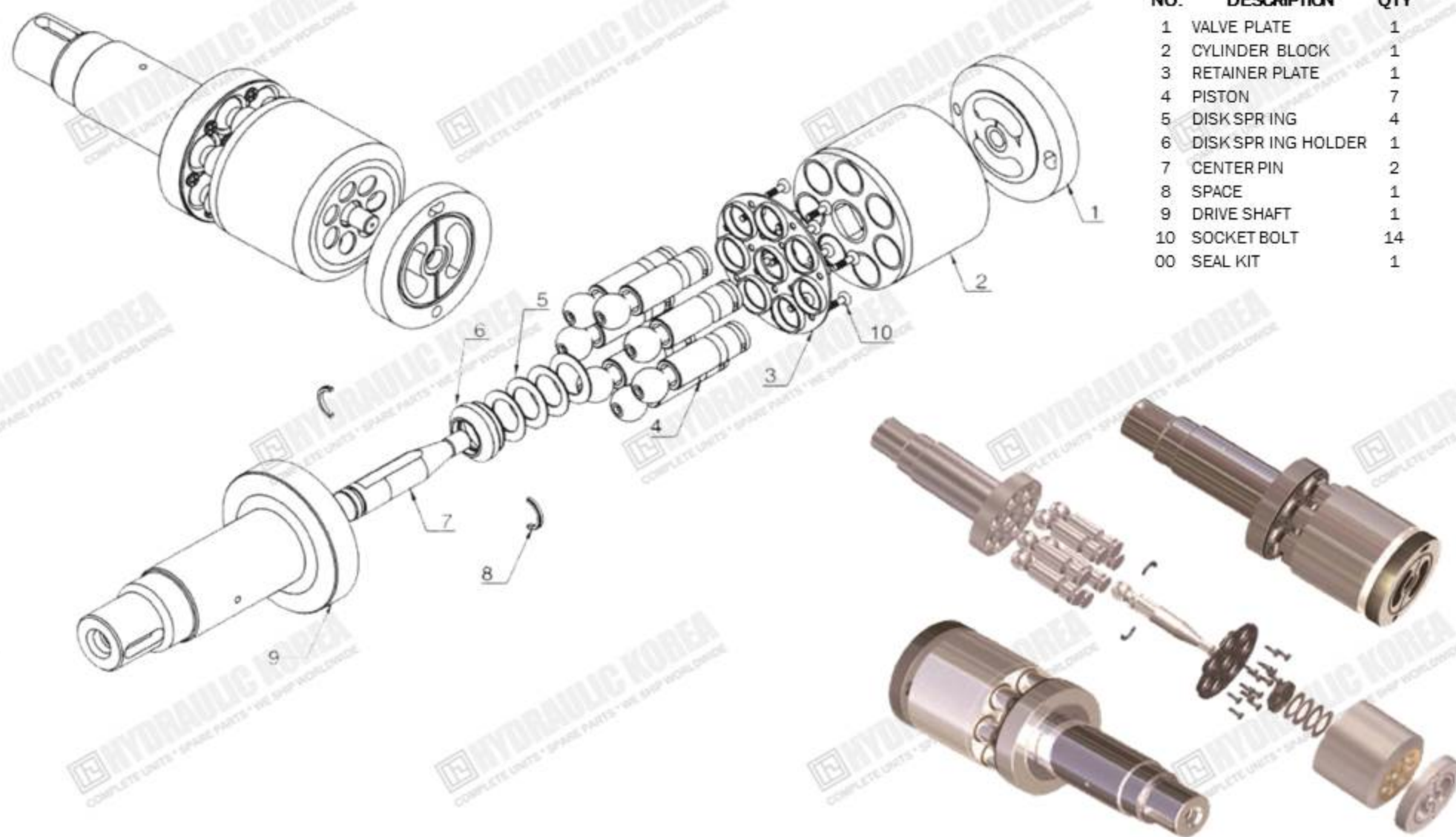
COMPLETE UNITS * SPARE PARTS * WE SHIP WORLDWIDE



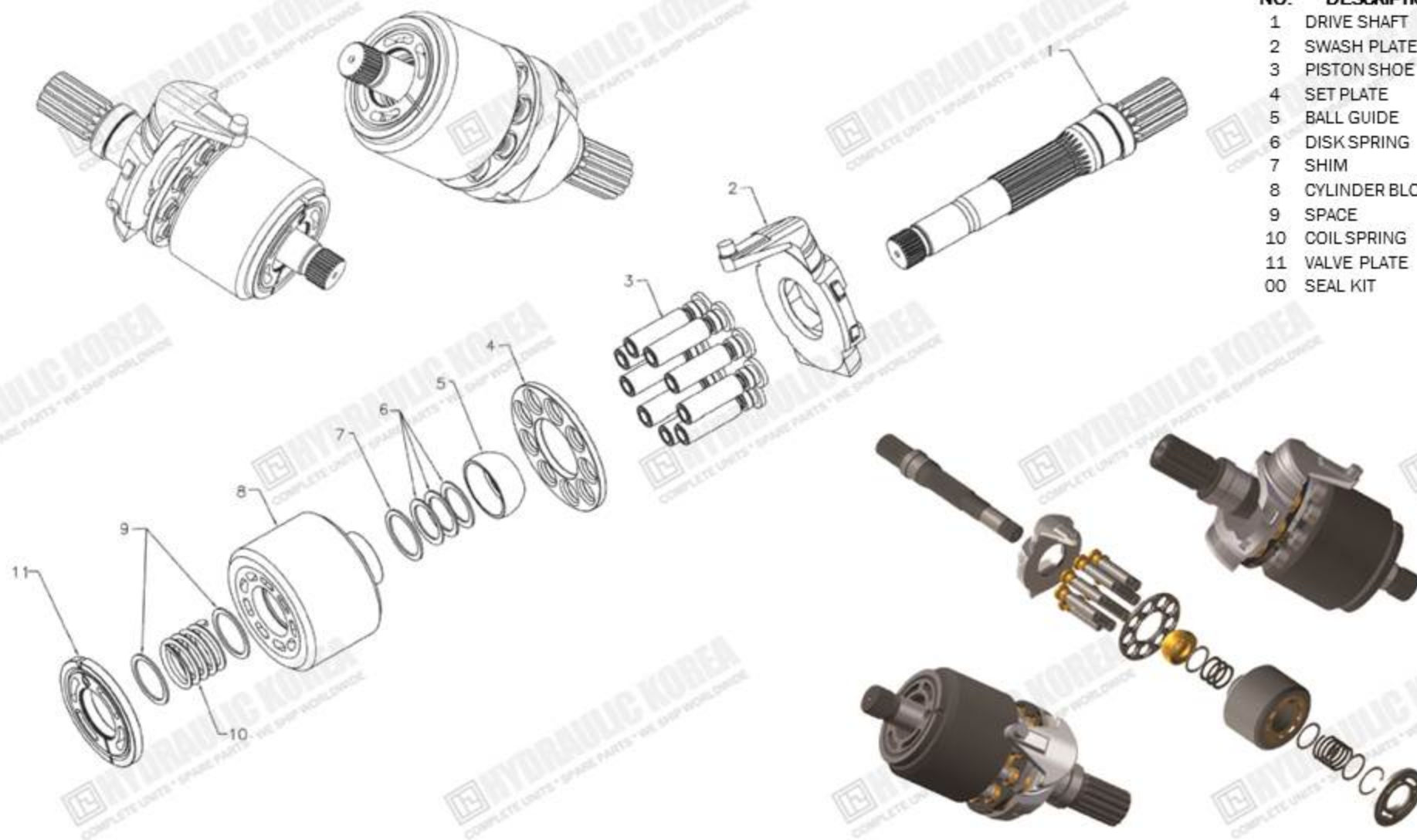
THE PRODUCTS

BRAND	MODEL		BRAND	MODEL
KAWASAKI	NV137 SERIES		KOMATSU	PC200-6 (HPV) SERIES
	NVK45 SERIES			KPV90 / KMF/ LPD SERIES
	K3V112 I K5V I K7V SERIES			PC200-6 CONTROL VALVE
	KVC925 SERIES		MITSUBISHI	SPV10/10
	M2X146 SERIES			SPK10 /10
	M5X130 SERIES			PPS140
	MX500 750 SERIES			MS180-3 SERIES
EATON	DNB50 SERIES	MCB SERIES		
	72400 33 46 54	AP12 SBS120 SERIES		
REXROTH UCHIDA HYDROMATIC	A2F SERIES	DAIKIN I SAUER	12G / 14G / 16G / 140G	
	A3V SERIES		PVD22 SERIES	
	A4V71 A4VG125 SERIES		M46 / MF SERIES	
	A11V A11VS0 SERIES	SHIBAURA	VRD63 SERIES	
	A6V A6VM SERIES		MFB160/ SG SERIES	
	A7V A7VO SERIES	TEIJIN SEIKI	HTM SERIES	
	A8VO107 A6VO160 SERIES		GM09 SERIES	
	A10V43 A10VO45 SERIES		HPR100 160 SERIES	
	HITACHI	AP2D25 SERIES	LINDE	BPR SERIES
HPV116 HPV0118 SERIES		B2PV75 SERIES		
HMGC HMGF SERIES		MAG85 / MSF SERIES		
HMT36 SERIES		PSV263 2-55 2-60 SERIES		
NACHI	HPK055K	LIEBHERR	LPVD107 SERIES	
	PVD- 00B/ 0B/ 1B/ 2B/ 3B		LMF SERIES	
JEIL	JMF151 JMV147 SERIES	SUNDUSTRAND	SPV21/22/23/24/25/26/27 SERIES	

A2F A3V SERIES A3V55 A3V80 A3V107 A2FSS80 A2FSS107 A2FSS160 A2FSS225 A2FSS250 A2FSS300 A2FSS350

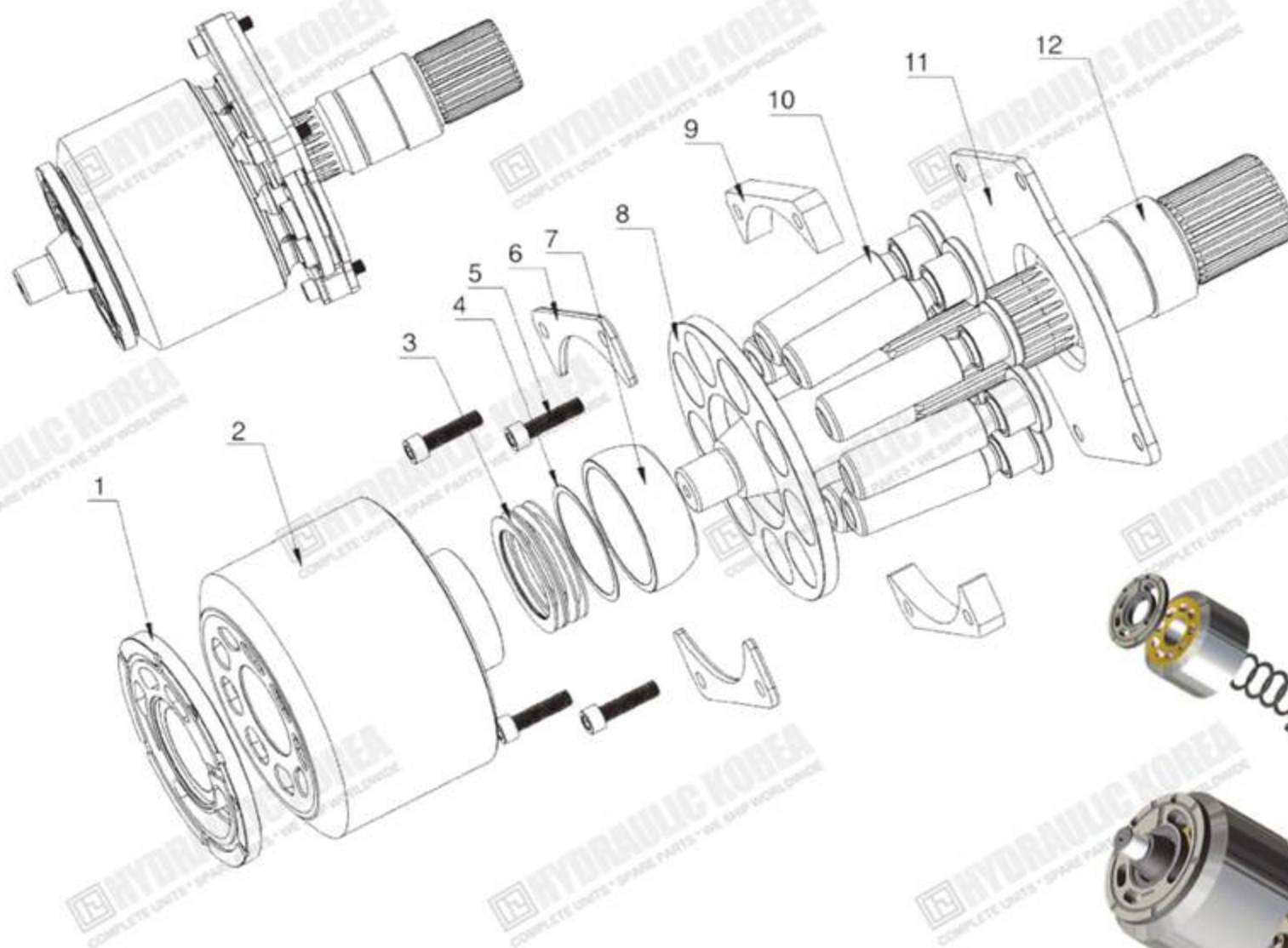


A4VG SERIES A4VG28 A4VG40 A4VG45 A4VG56 A4VG71 A4VG90 A4VG125 A4VG180 A4VG250



NO.	DESCRIPTION	QTY
1	DRIVE SHAFT	1
2	SWASH PLATE	1
3	PISTON SHOE	9
4	SET PLATE	1
5	BALL GUIDE	1
6	DISK SPRING	3
7	SHIM	1
8	CYLINDER BLOCK	1
9	SPACE	2
10	COIL SPRING	1
11	VALVE PLATE	1
00	SEAL KIT	1

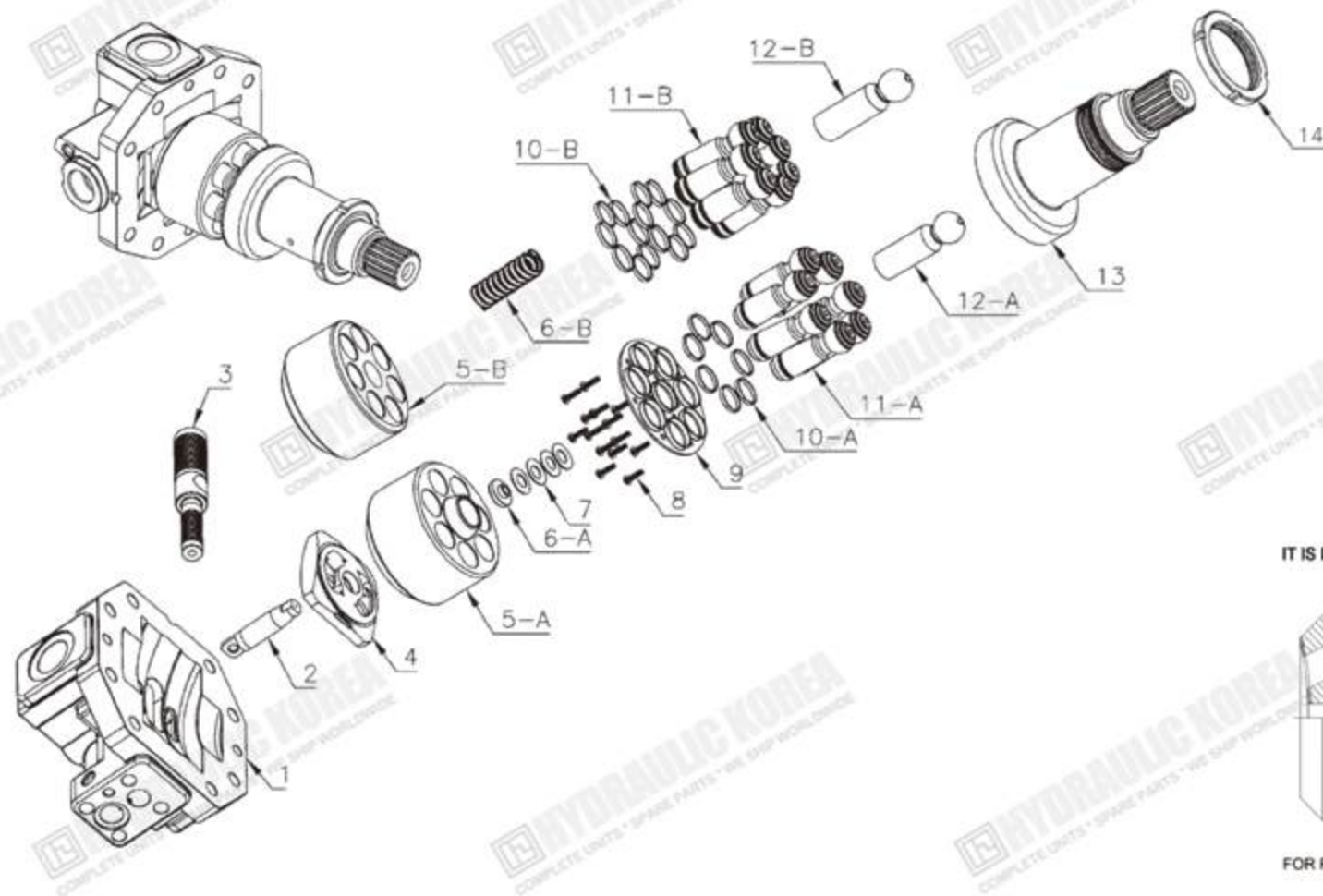
A4VSO SERIES A4VSO40 A4VSO45 A4VSO56 A4VSO71 A4VSO125 A4VSO180 A4VSO250 A4VSO355 A4VSO500



NO.	DESCRIPTION	QTY
1	VALVE PLATE (L/R)	1
2	CYLINDER BLOCK	1
3	DISK SPRING	4
4	SHIM	1
5	SOCKET BOLT	4
6	FIX PLATE	2
7	BALL GUIDE	1
8	SET PLATE	1
9	SPACE	2
10	PISTON SHOE	9
11	SHOE PLATE	1
12	DRIVE SHAFT	1
00	SEAL KIT	1

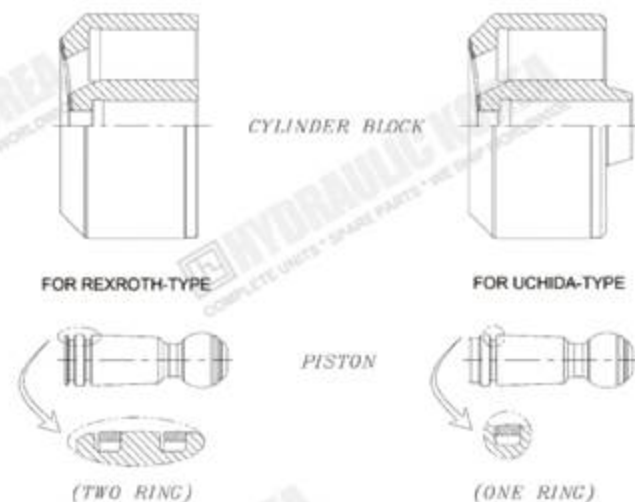


A6VM SERIES A6VM55 A6VM59 A6VM80 A6VM86 A6VM107 A6VM115 A6VM160 A6VM172 A6VM200 A6VM250

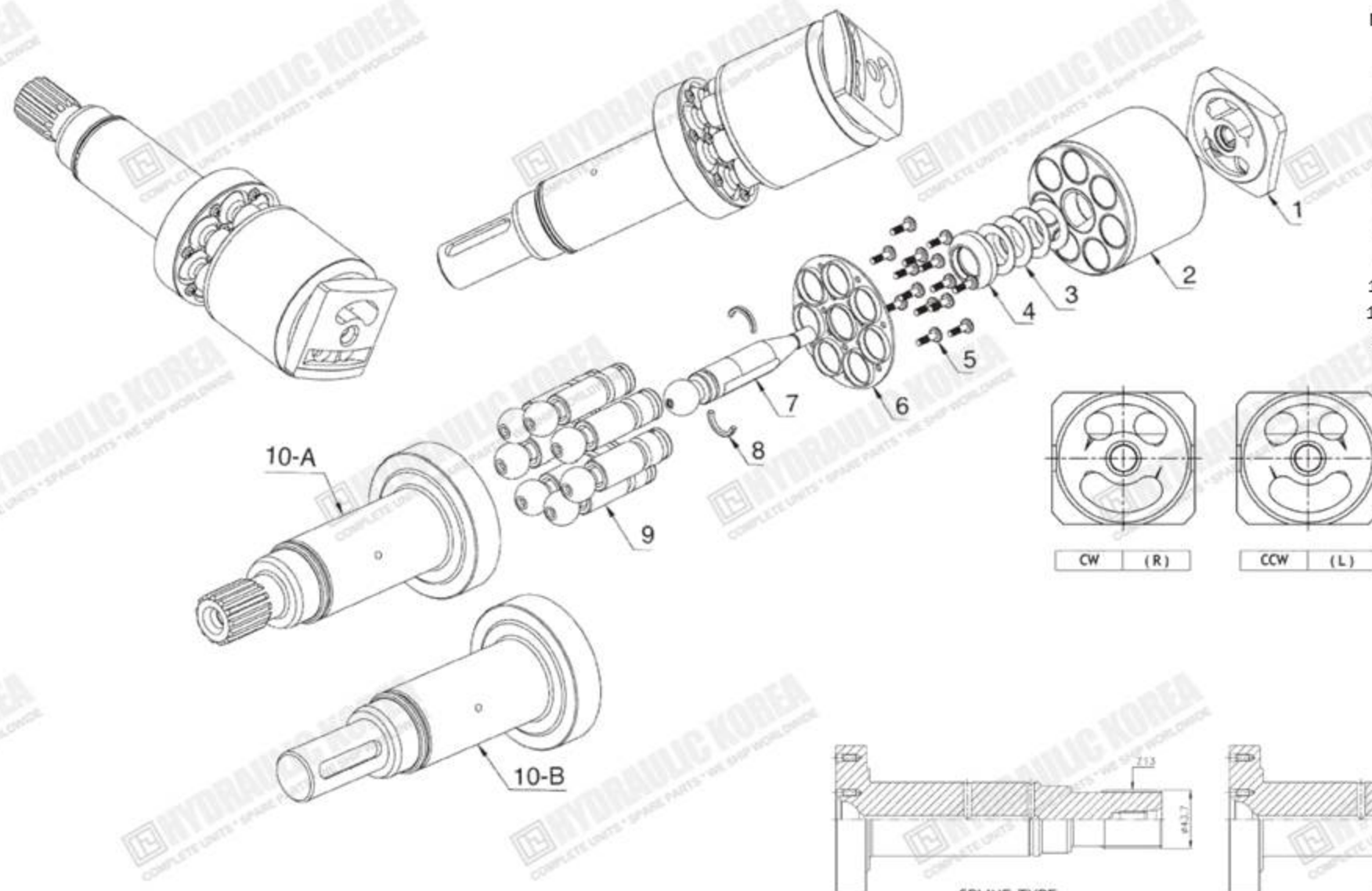


NO.	DESCRIPTION	QTY	REMARKS
1	HEAD COVER	1	R-m, IHYPE
2	SERVO PISTON PIN	1	
3	SERVO PISTON	1	
4	VALVE PLATE	1	
5-A	CYLINDER BLOCK	1	UCHIDA
5-B	CYLINDER BLOCK	1	REXROTH
6-A	DISK SPRING	1	UCHIDA
6-B	COIL SPRING	1	REXROTH
7	DISK SPRING	4	
8	SOCKET BOLT	14	
9	RETAINER PLATE	1	
10-A	RING OF PISTON	7	UCHIDA
10-B	RING OF PISTON	14	REXROTH
11-A	PISTON (ONE RING)	7	UCHIDA
11-B	PISTON (TWO RING)	7	REXROTH
12-A	CENTER PIN (DISK)	1	
12-B	CENTER PIN (COIL)	1	
13	DRIVE SHAFT	1	
14	LOCK NUT	1	
00	SEAL KIT	1	

IT IS DIFFERENT SHAPE BETWEEN REXROTH TYPE AND UCHIDA TYPE



A7V SERIES A7V55 A7V80 A7V107 A7V160 A7V225 A7V250 A7V355 A7V550



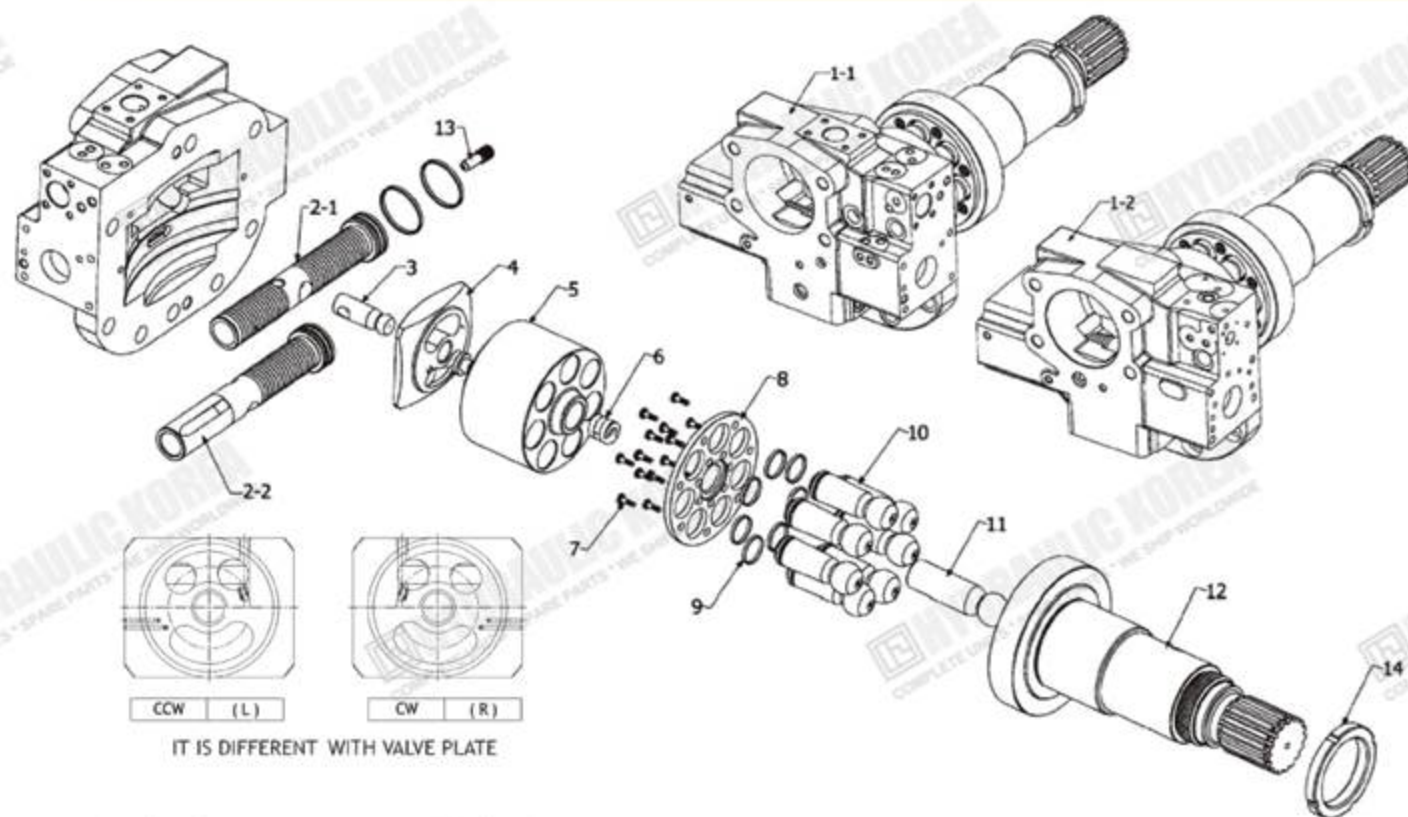
NO.	DESCRIPTION	QTY
1	VALVE PLATE (L/R)	1
2	CYLINDER BLOCK	1
3	DISK SPRING	4
4	DISK SPRING HOLDER	1
5	SOCKET BOLT	14
6	RETAINER PLATE	1
7	CENTER PIN	1
8	SPACE	2
9	PISTON	7
10-A	DRIVE SHAFT(SPLINE)	1
10-B	DRIVE SHAFT(KEY)	1
00	SEAL KIT	1

SPLINE-TYPE

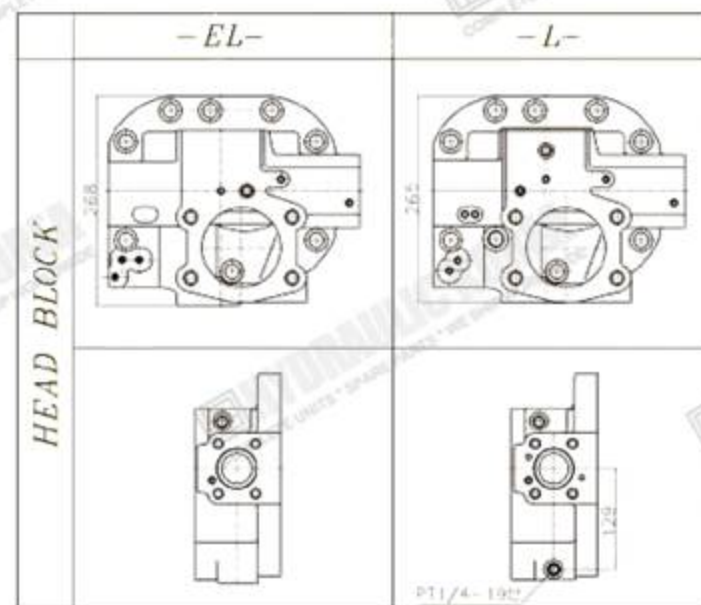
KEY-TYPE

IT IS DIFFERENT SHAPE BETWEEN KEY TYPE AND SPLINE TYPE

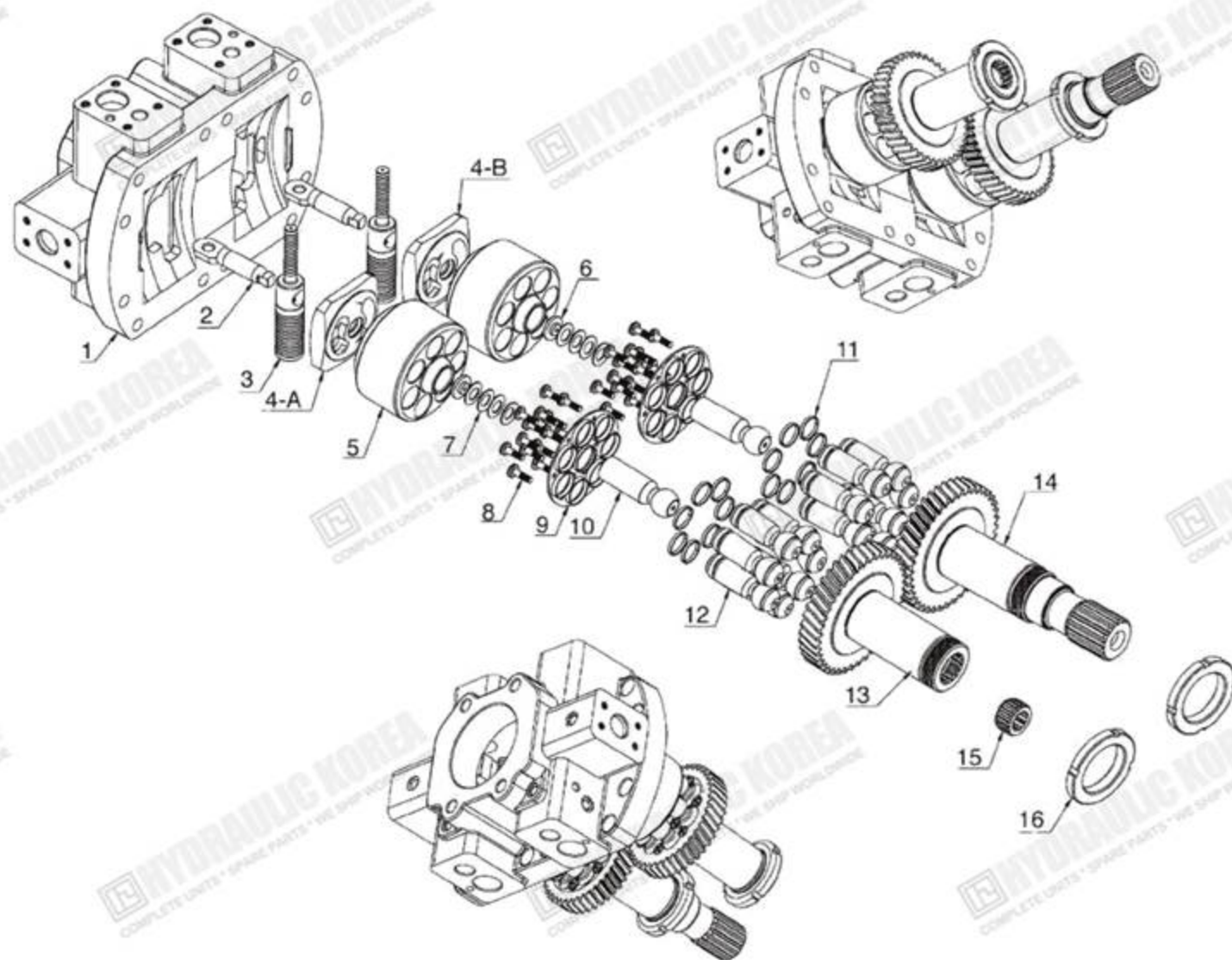
A7VO SERIES A7VO55 A7VO80 A7VO107 A7VO160 A7VO200 A7VO250LR A7VO250EL (LR FOR EX400-1, EL FOR EX450)



NO.	DESCRIPTION	QTY
1-1	HEAD COVER (LR)	1
1-2	HEAD COVER (EL)	1
2-1	SERVO PISTON (LR)	1
2-2	SERVO PISTON (EL)	1
3	SERVO PISTON PIN	1
4	VALVE PLATE (UR)	1
5	CYLINDER BLOCK	1
6	COIL SPRING	1
7	SOCKET BOLT	14
8	RETAINER PLATE	1
9	RING OF PISTON	7
10	PISTON	7
11	CENTER PIN	1
12	DRIVE SHAFT	1
13	SERVO PISTON GUIDE PIN	1
14	LOCK NUT	1
00	SEAL KIT	1



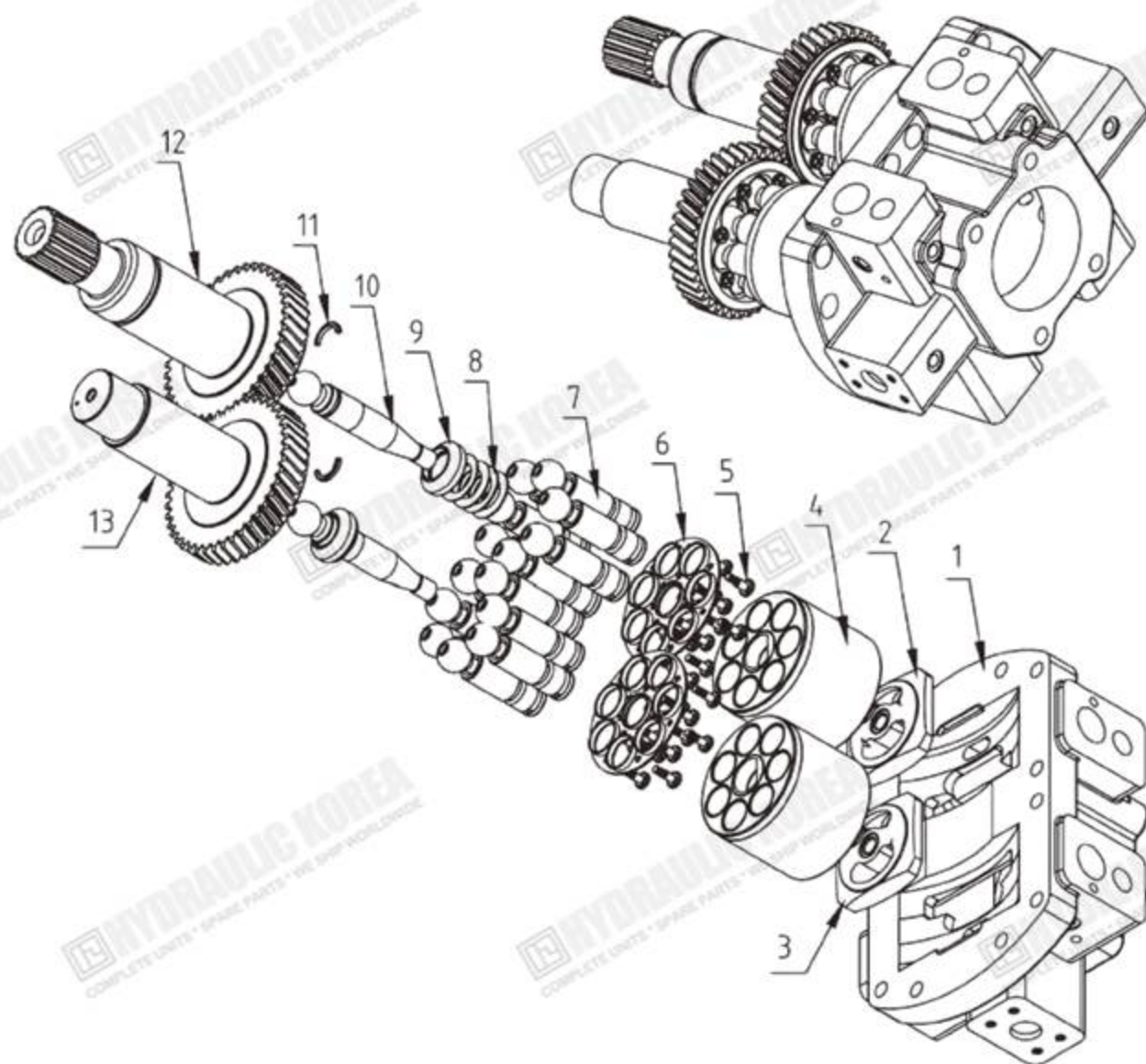
A8V SERIES A8V55 A8V59 A8V80 A8V86 A8V107 A8V115 A8V172



NO.	DESCRIPTION	QTY
1	HEAD COVER	1
2	SERVO PISTON PIN	2
3	SERVO PISTON	2
4-A	VALVE PLATE (L)	1
4-B	VALVE PLATE (R)	1
5	CYLINDER BLOCK	2
6	DISK SPRING HOLDER	2
7	DISK SPRING	8
8	SOCKET BOLT	28
9	RETAINER PLATE	2
10	CENTER PIN	2
11	RING OF PISTON	14
12	PISTON	14
13	DRIVE SHAFT(L)	1
14	DRIVE SHAFT(R)	1
15	COUPLING	1
16	LOCK NUT	2
00	SEAL KIT	1



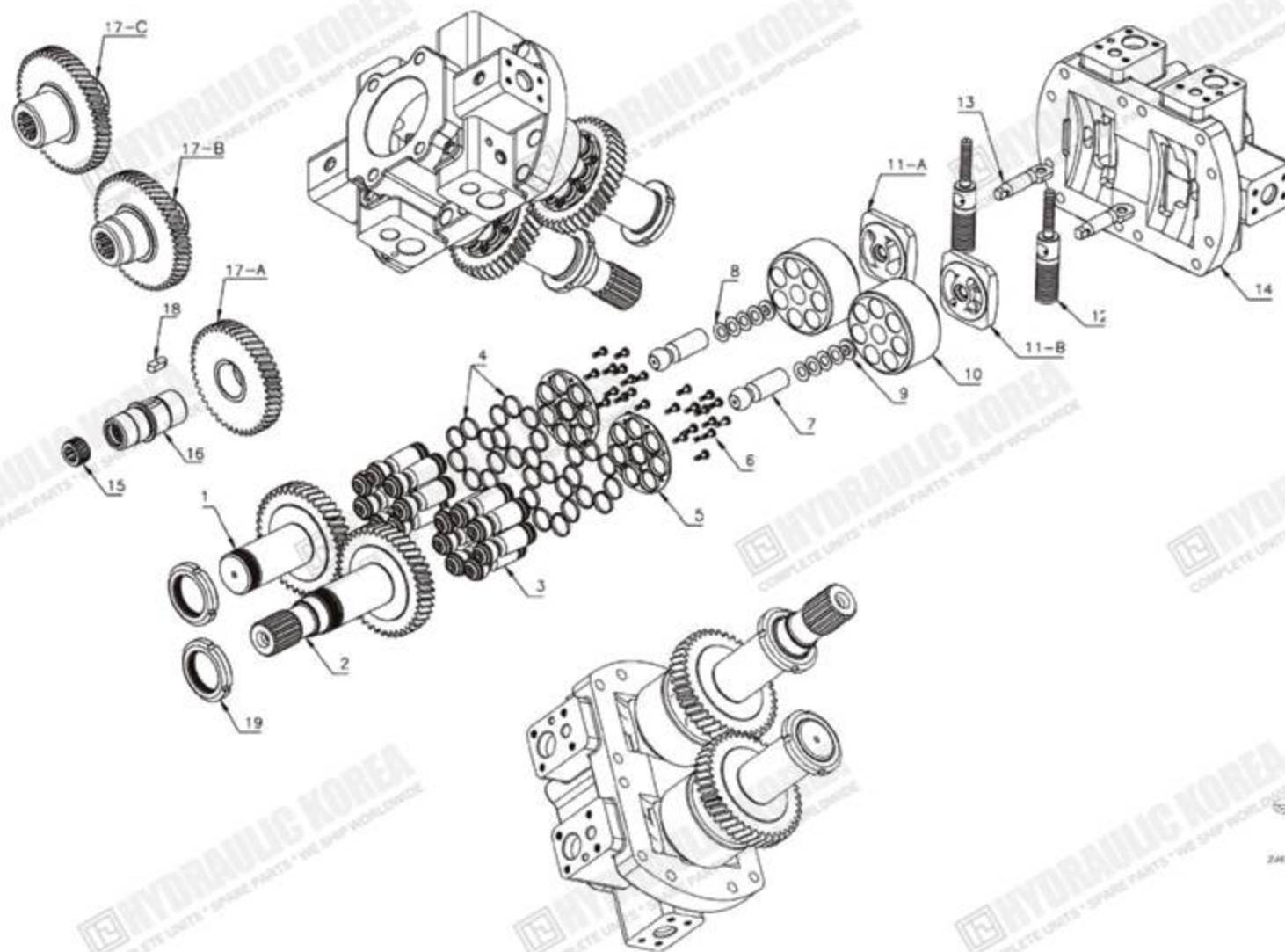
A8V(SR1R) SERIES A8V55 A8V80 A8V107 A8V160SR1R



NO.	DESCRIPTION	QTY
1	HEAD COVER	1
2	VALVE PLATE (R)	1
3	VALVE PLATE (L)	1
4	CYLINDER BLOCK	2
5	SOCKET BOLT	28
6	RETAINER PLATE	2
7	PISTON	14
8	DISK SPRING	8
9	DISK SPRING HOLDER	2
10	CENTER PIN	2
11	SPACE	4
12	DRIVE SHAFT (R)	1
13	DRIVE SHAFT (L)	1
00	SEAL KIT	1

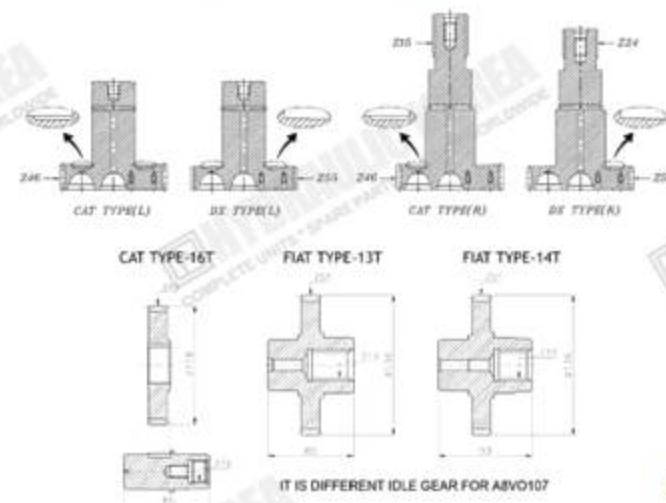


A8VO SERIES A8VO55 A8VO80 A8VO107 A8VO140 A8VO160 A8VO200

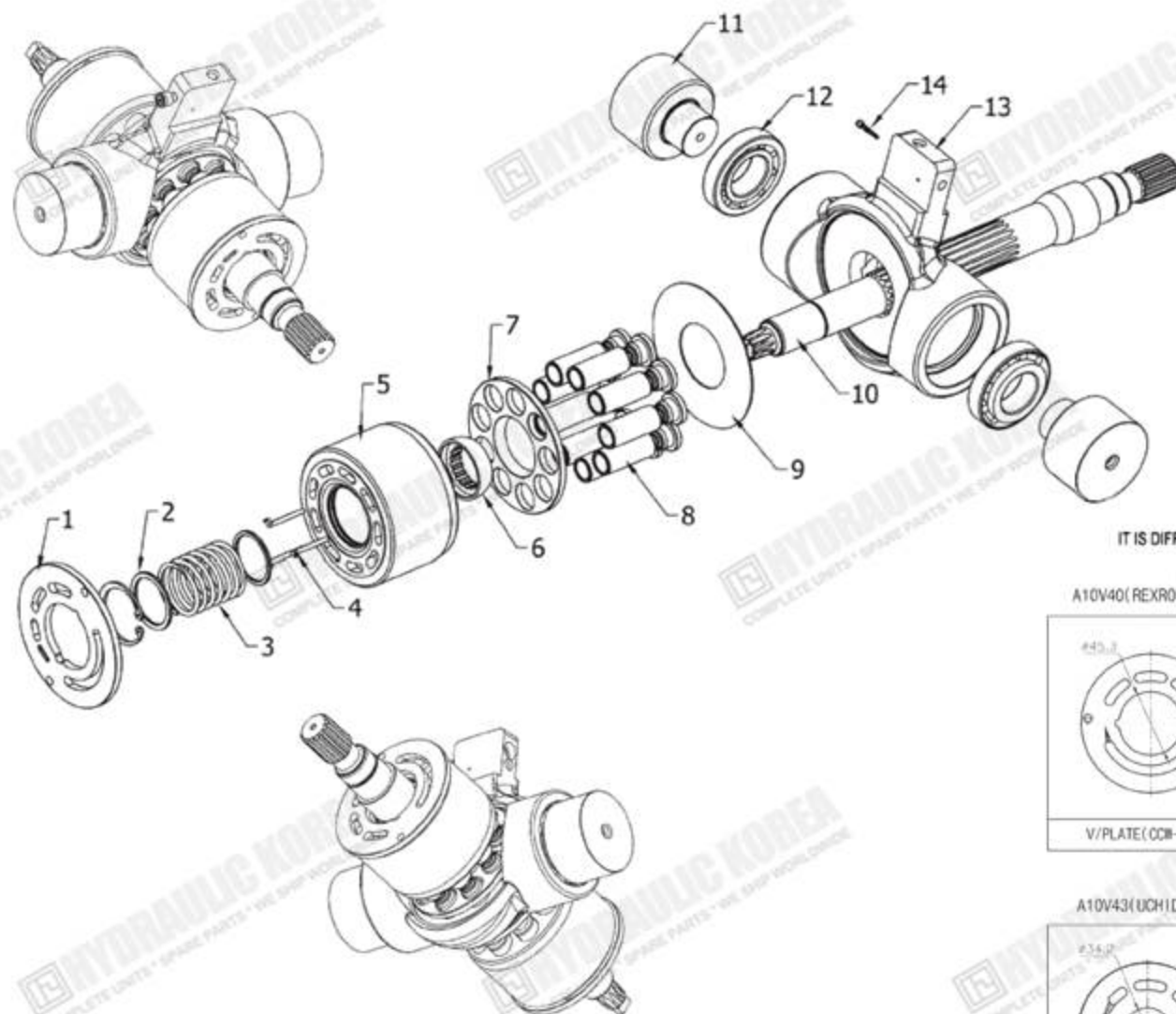


NO.	DESCRIPTION	QTY	REMARKS
1	DRIVE SHAFT(L)	1	
2	DRIVE SHAFT(R)	1	
3	PISTON	14	
4	RING OF PISTON	28	
5	RETAINER PLATE	2	
6	SOCKET BOLT	28	
7	CENTER PIN	2	
8	DISK SPRING	8	
9	DISK SPRING HOLDER	2	
10	CYLINDER BLOCK	2	
11-A	VALVE PLATE(L)	1	
11-B	VALVE PLATE(R)	1	
12	SERVO PISTON	2	
13	SERVO PISTON PIN	2	
14	HEAD COVER	1	
15	COUPLING	1	
16	SHAFT OF IDLER GEAR	1	
17-A	IDLER GEAR	1	CAT TYPE
17-B	IDLER GEAR	1	FIAT TYPE-14T
17-C	IDLER GEAR	1	FIAT TYPE-13T
18	KEY	1	
19	LOCK NUT	2	
00	SEAL KIT	1	

IT IS DIFFERENT SHAPE BETWEEN
A8VO200(CAT TYPE) AND A8VO200(DX TYPE)



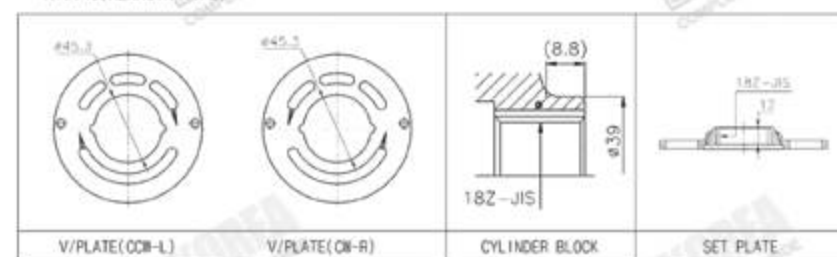
A10V SERIES A10V17 A10V21 A10V23 A10V28 A10V40 A10V43



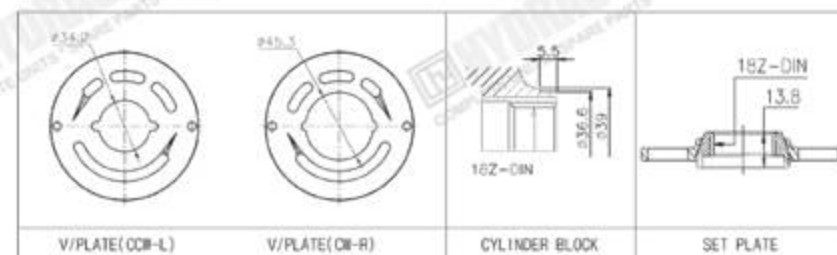
NO.	DESCRIPTION	QTY
1	VALVE PLATE(L/ R)	1
2	SPACE	2
3	COIL SPRING	1
4	PUSH ROD	3
5	CYLINDER BLOCK	1
6	BALL GUIDE	1
7	SET PLATE	1
8	PISTON SHOE	9
9	SHOE PLATE	1
10	DRIVE SHAFT	1
11	AXLE SHAFT	2
12	BEARING	2
13	HANGER	1
14	COMPEN PISTON	1
00	SEAL KIT	1

IT IS DIFFERENT SHAPE BETWEEN A10V40(REXROTH TYPE) AND A10V43(UCHIDA TYPE) OF PARTS.

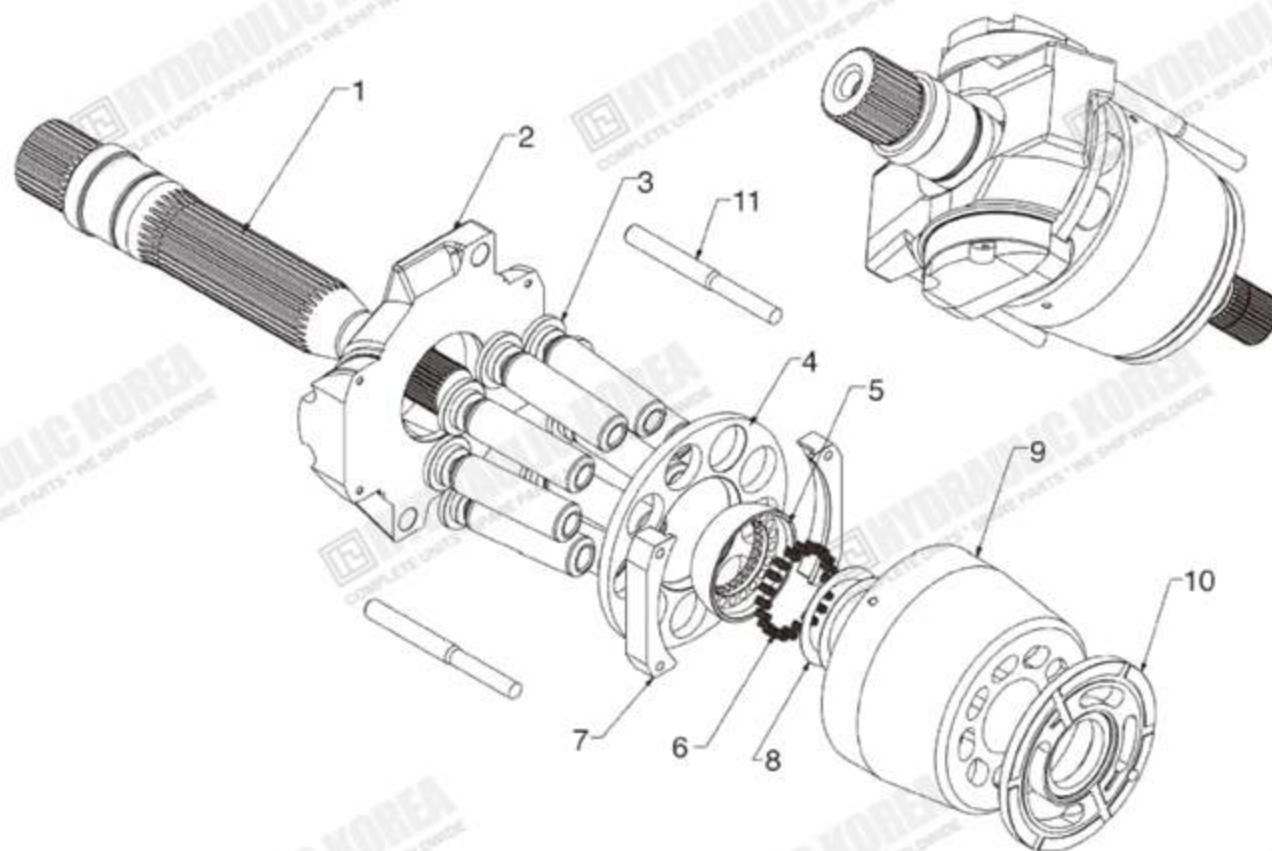
A10V40(REXROTH TYPE)



A10V43(UCHIDA TYPE)



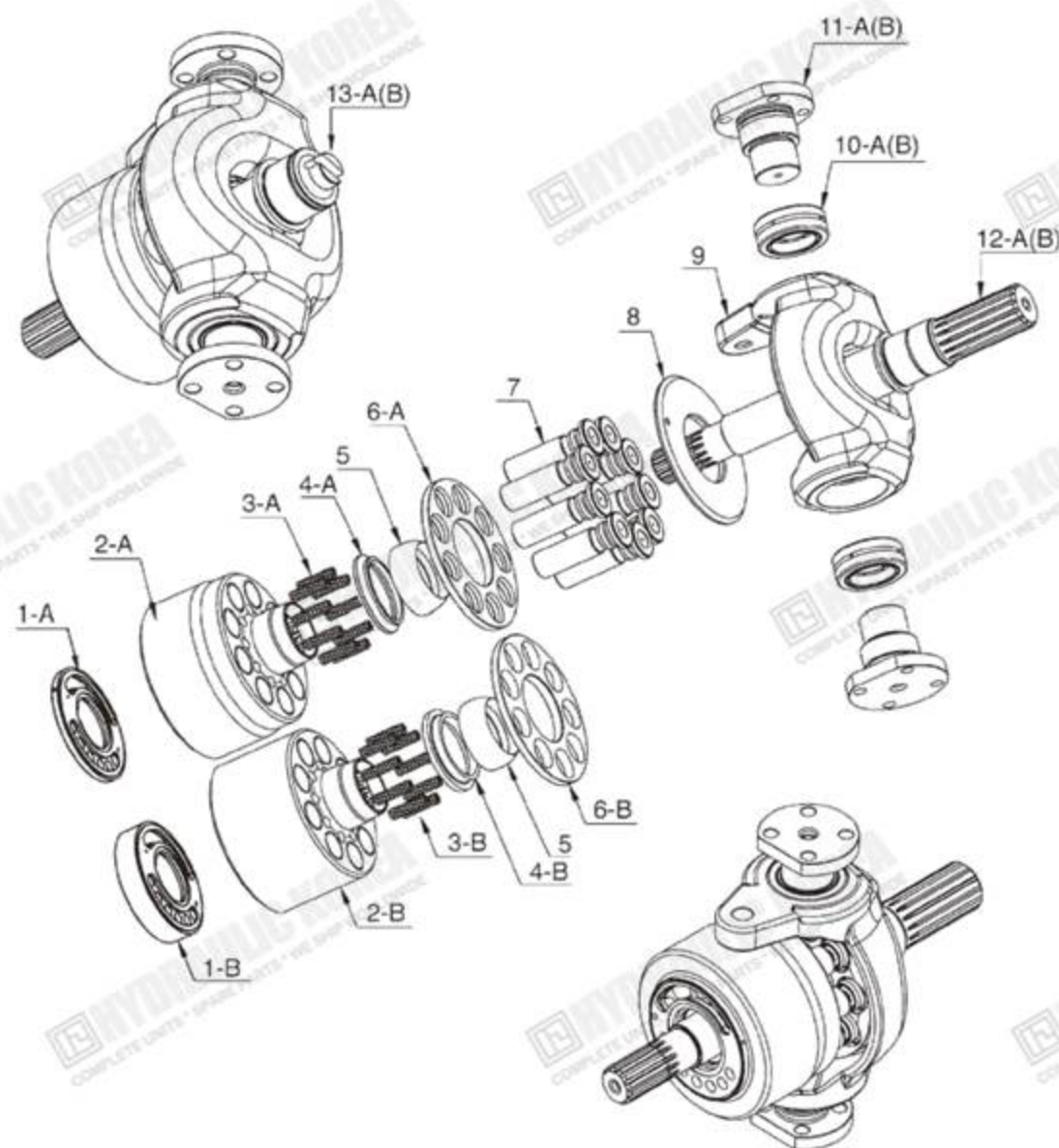
A11VSO SERIES A11VSO40 A11VSO60 A11VSO75 A11VSO95 A11VSO130 A11VSO145 A11VSO160 A11VSO190 A11VSO260



NO.	DESCRIPTION	QTY
1	DRIVE SHAFT	1
2	SWASH PLATE	1
3	PISTON SHOE	9
4	SET PLATE	1
5	BALL GUIDE	1
6	COIL SPRING	20
7	FIX PLATE	2
8	SHIM	2
9	CYLINDER BLOCK	1
10	VALVE PLATE(L/R)	1
11	PUSH ROD	2
00	SEAL KIT	1



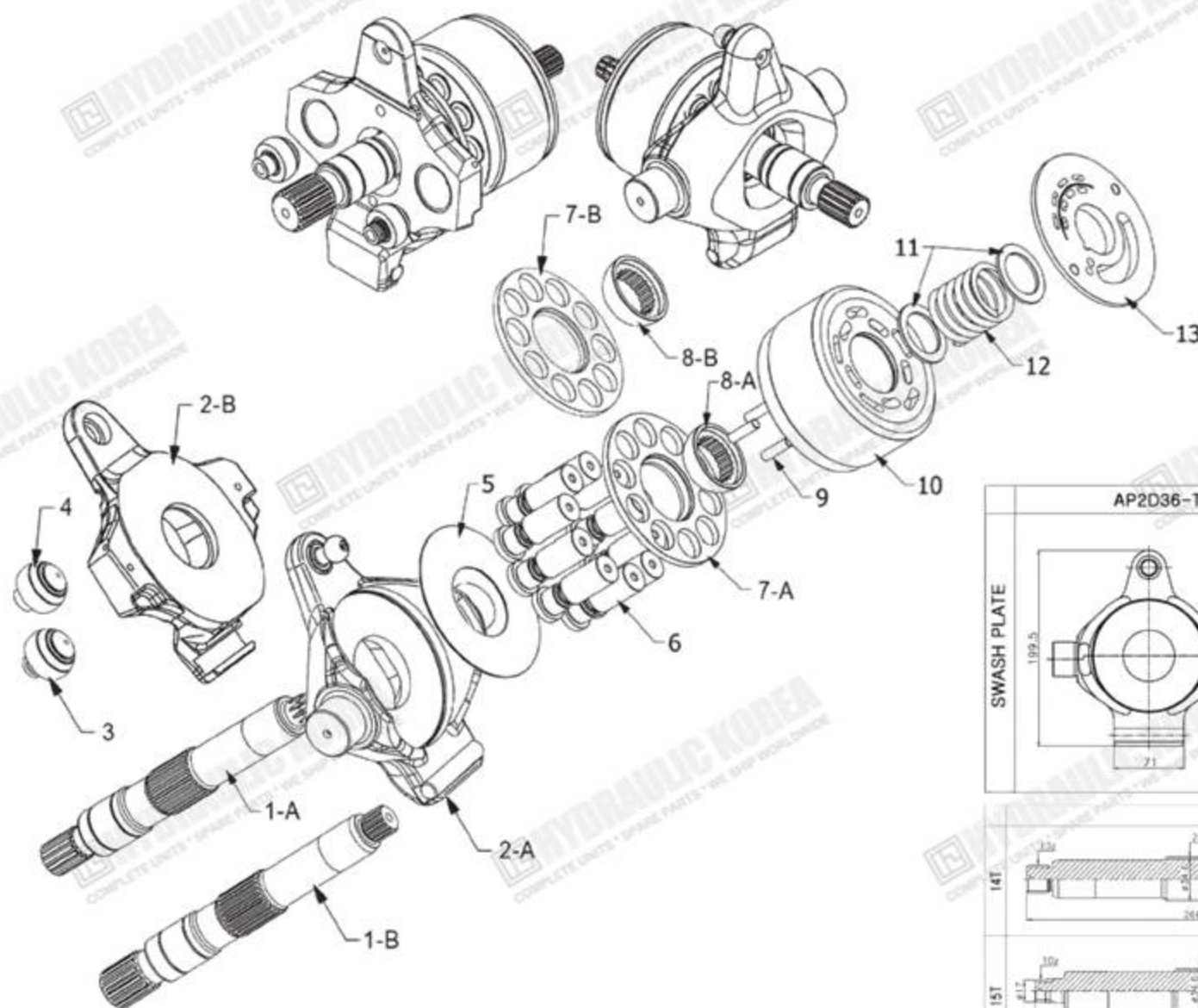
AP12 SERIES AP12 (E200B*E320B)



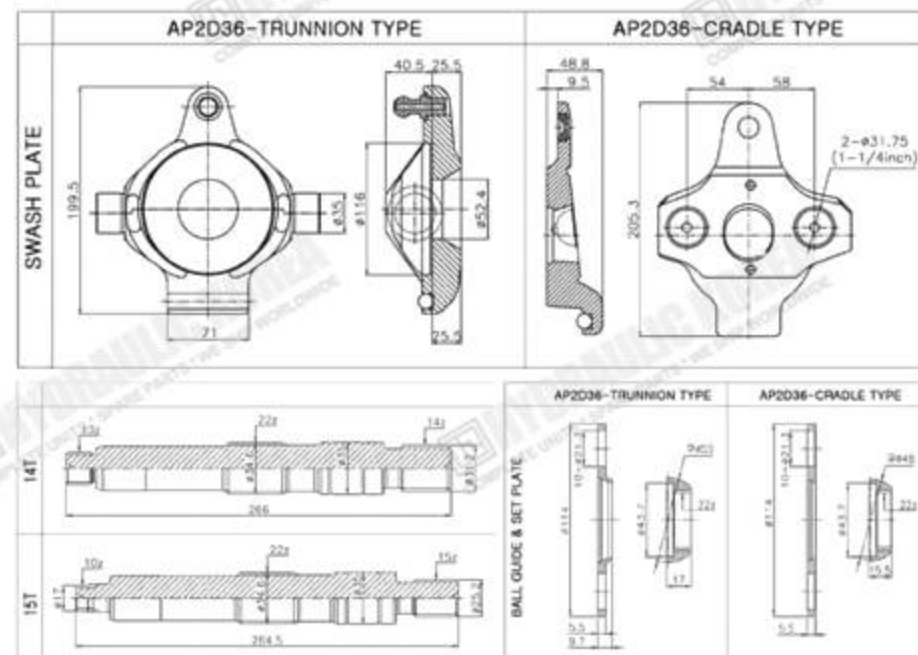
NO.	DESCRIPTION	QTY	REMARKS
1-A	VALVE PLATE(E320B)(L/R)	1	
1-B	VALVE PLATE(E200B)(L/R)	1	
2-A	CYLINDER BLOCK(E320B)	1	
2-B	CYLINDER BLOCK(E200B)	1	
3-A	COIL SPRING(E320B)	9	
3-B	COIL SPRING(E200B)	9	
4-A	SPACE (E320B)	1	
4-B	SPACE(E200B)	1	
5	BALL GUIDE	1	
6-A	SET PLATE(E320B)	1	
6-B	SET PLATE(E200B)	1	
7	PISTON SHOE	9	
8	SHOE PLATE(E200B/E320B)	1	
9	SWASH PLATE	1	
10-A	BEARING(E320B)	2	
10-B	BEARING(E200B)	2	
11-A	AXLE SHAFT(E320B)	2	(88X50X401)
11-B	AXLE SHAFT(E200B)	2	(84X50X35)
12-A	DRIVE SHAFT-RIE320B)	1	
12-B	DRIVE SHAFT-RIE200B)	1	
13-A	DRIVE SHAFT-L(E320B)	1	
13-B	DRIVE SHAFT-LIE200B)	1	
00	SEAL KIT	1	



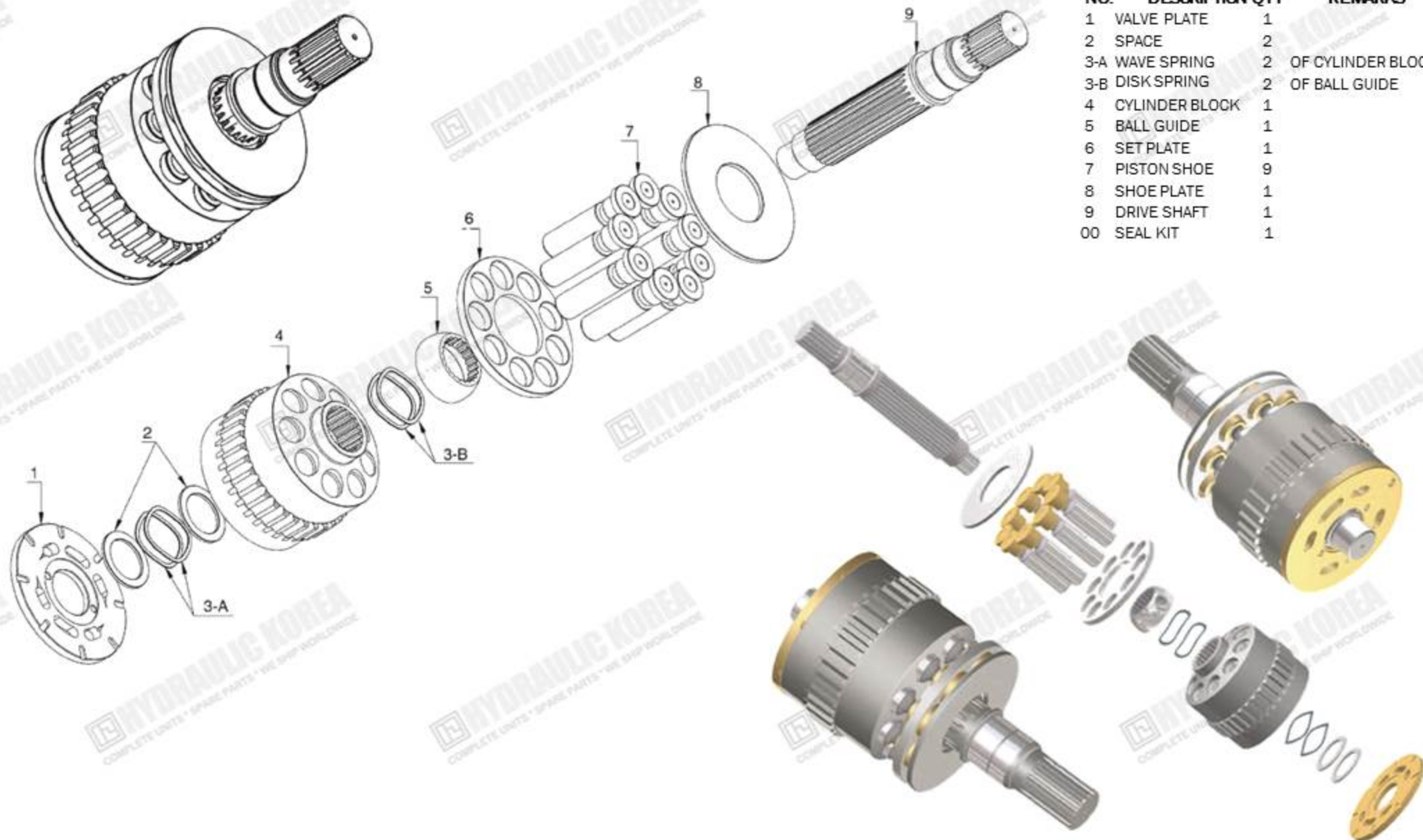
AP2D SERIES AP2D10 AP2D12 AP2D14 AP2D16 AP2D19 AP2D21 AP2D25 AP2D29 AP2D36



NO.	DESCRIPTION	QTY	REMARKS
1-A	DRIVE SHAFT	1	15T
1-B	DRIVE SHAFT	1	14T
2-A	SWASH PLATE	1	TRUNNION
2-B	SWASH PLATE	1	CRADLE
3	BALL OF SWASH PLATE	1	L
4	BALL OF SWASH PLATE	1	R
5	SHOE PLATE	1	FOR TRUNNION
6	PISTON SHOE	10	
7-A	SET PLATE	1	TRUNNION
7-B	SET PLATE	1	CRADLE
8-A	BALL GUIDE	1	TRUNNION
8-B	BALL GUIDE	1	CRADLE
9	PIN OF CYLINDER BLOCK	3	
10	CYLINDER BLOCK	1	
11	SPACE	2	
12	COIL SPRING	1	
13	VALVE PLATE	1	
00	SEAL KIT	1	

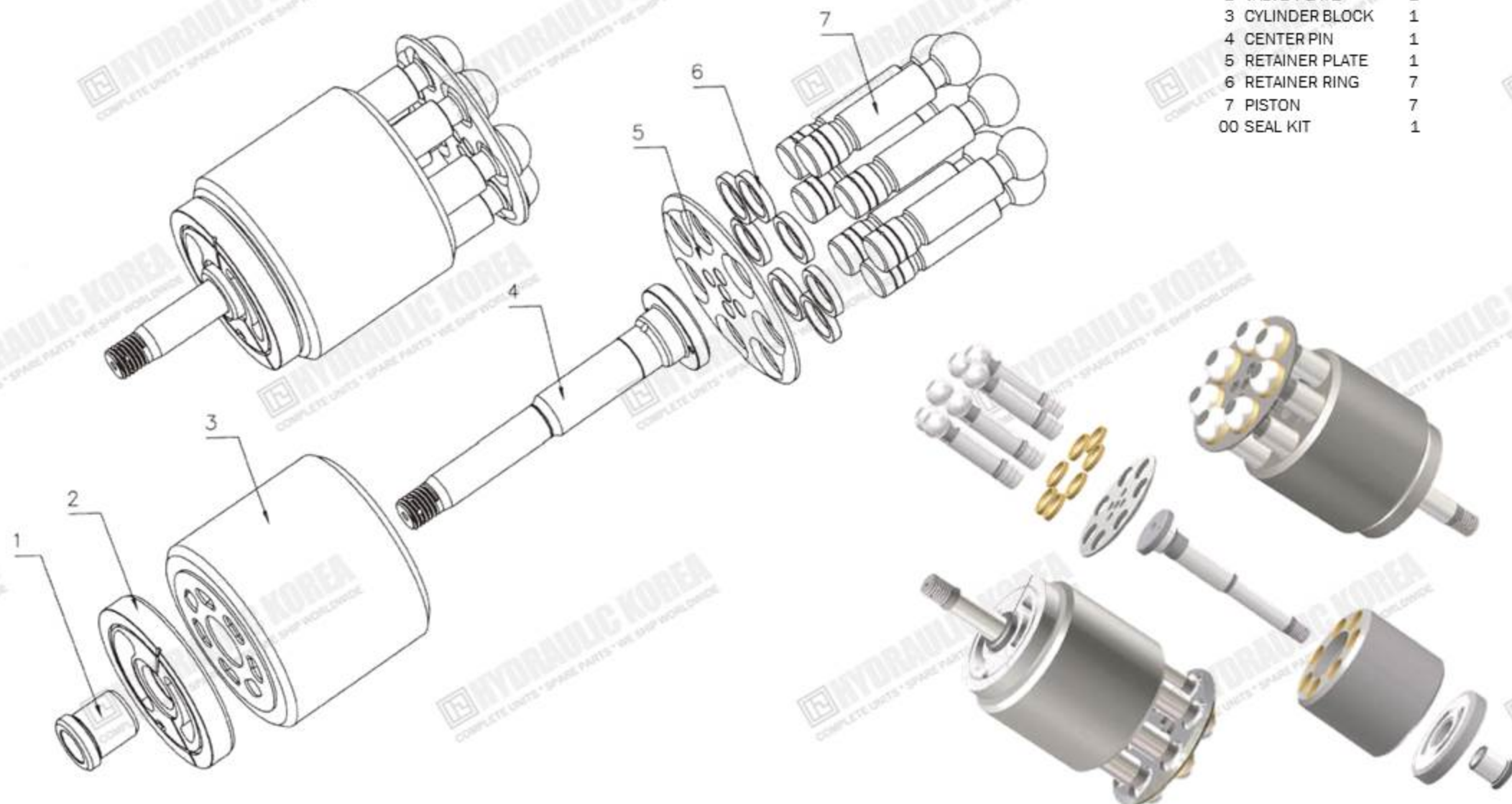


AP5S SERIES AP5S53 AP5S67 (EX100-2 EX100-3 EX100-5 EX120-2 EX120-3 EX120-5)




NO.	DESCRIPTION	QTY	REMARKS
1	VALVE PLATE	1	
2	SPACE	2	
3-A	WAVE SPRING	2	OF CYLINDER BLOCK
3-B	DISK SPRING	2	OF BALL GUIDE
4	CYLINDER BLOCK	1	
5	BALL GUIDE	1	
6	SET PLATE	1	
7	PISTON SHOE	9	
8	SHOE PLATE	1	
9	DRIVE SHAFT	1	
00	SEAL KIT	1	

B2PV SERIES B2PV75 B2PV105 B2PV186



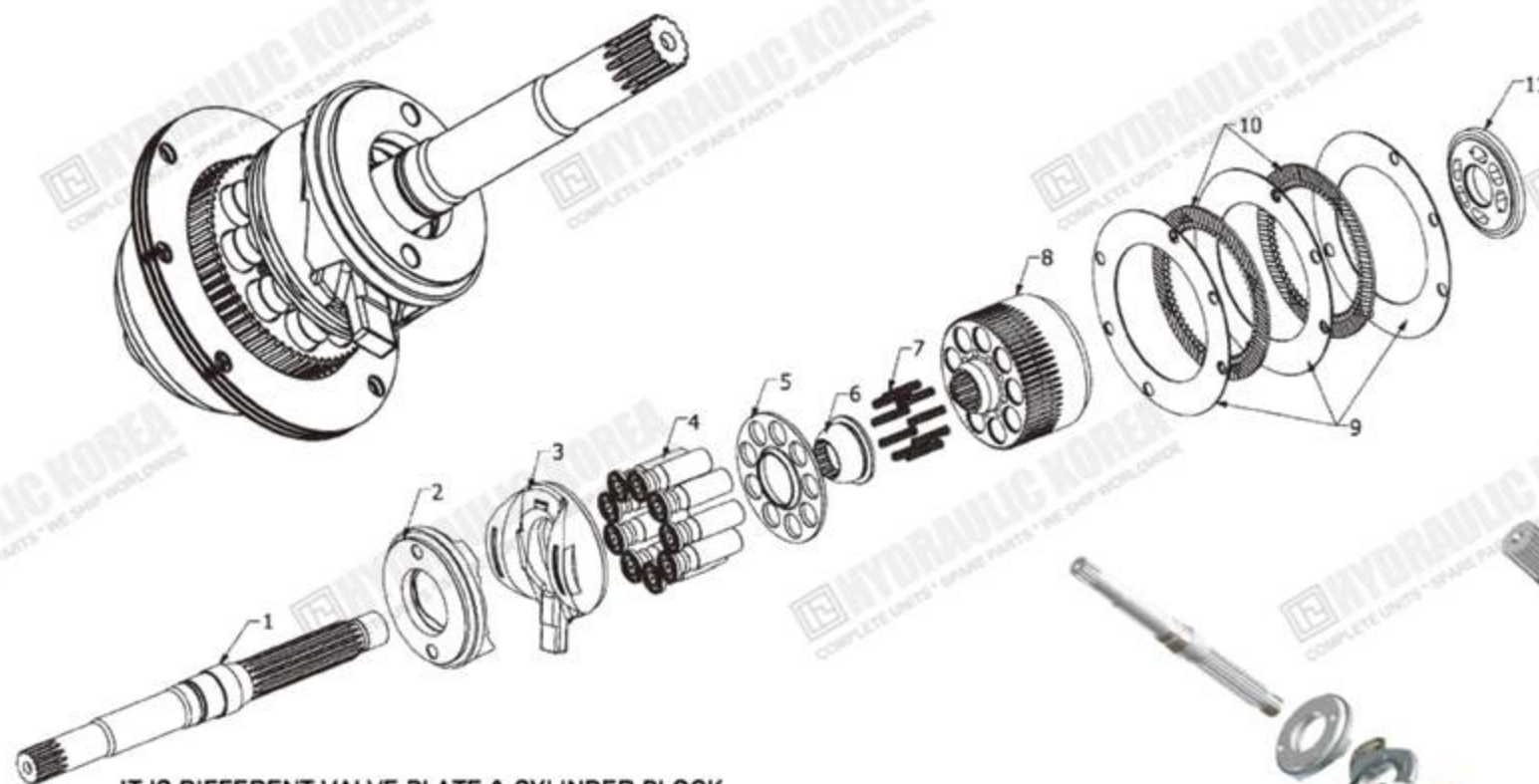
NO	DESCRIPTION	QTY
1	VALVE PLATE BUSH	1
2	VALVE PLATE	1
3	CYLINDER BLOCK	1
4	CENTER PIN	1
5	RETAINER PLATE	1
6	RETAINER RING	7
7	PISTON	7
00	SEAL KIT	1

CAT SERIES EXCAVATOR CAT215 CAT225 CAT235 CAT245,
MOTOR GRADER CAT12G(PVH98) CAT14G(PVH131) CAT16G(PVH131), CAT120G(PVE35) CAT140G(PVE47)



NO.	DESCRIPTION	QTY	REMARKS
1	VALVE PLATE	1	
2	CYLINDER BLOCK	1	
3	FIX PLATE	1	
4	SET PLATE	1	
5	PISTON SHOE	9	
6	SHOE PLATE	1	
7	DRIVE SHAFT	1	(G-TYPE)
8	DRIVE SHAFT	1	(E-TYPE)
00	SEAL KIT	1	

DNB SERIES DNB50 DNB60

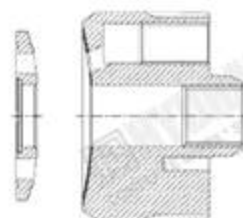
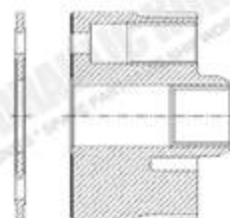


NO.	DESCRIPTION	QTY
1	DRIVE SHAFT	1
2	SUPPORT	1
3	SWASH PLATE	1
4	PISTON SHOE	9
5	SET PLATE	1
6	BALL GUIDE	1
7	COIL SPRING	9
8	CYLINDER BLOCK	1
9	SEPARATION PLATE	3
10	FRICTION PLATE	2
11	VALVE PLATE	1
00	SEAL KIT	1

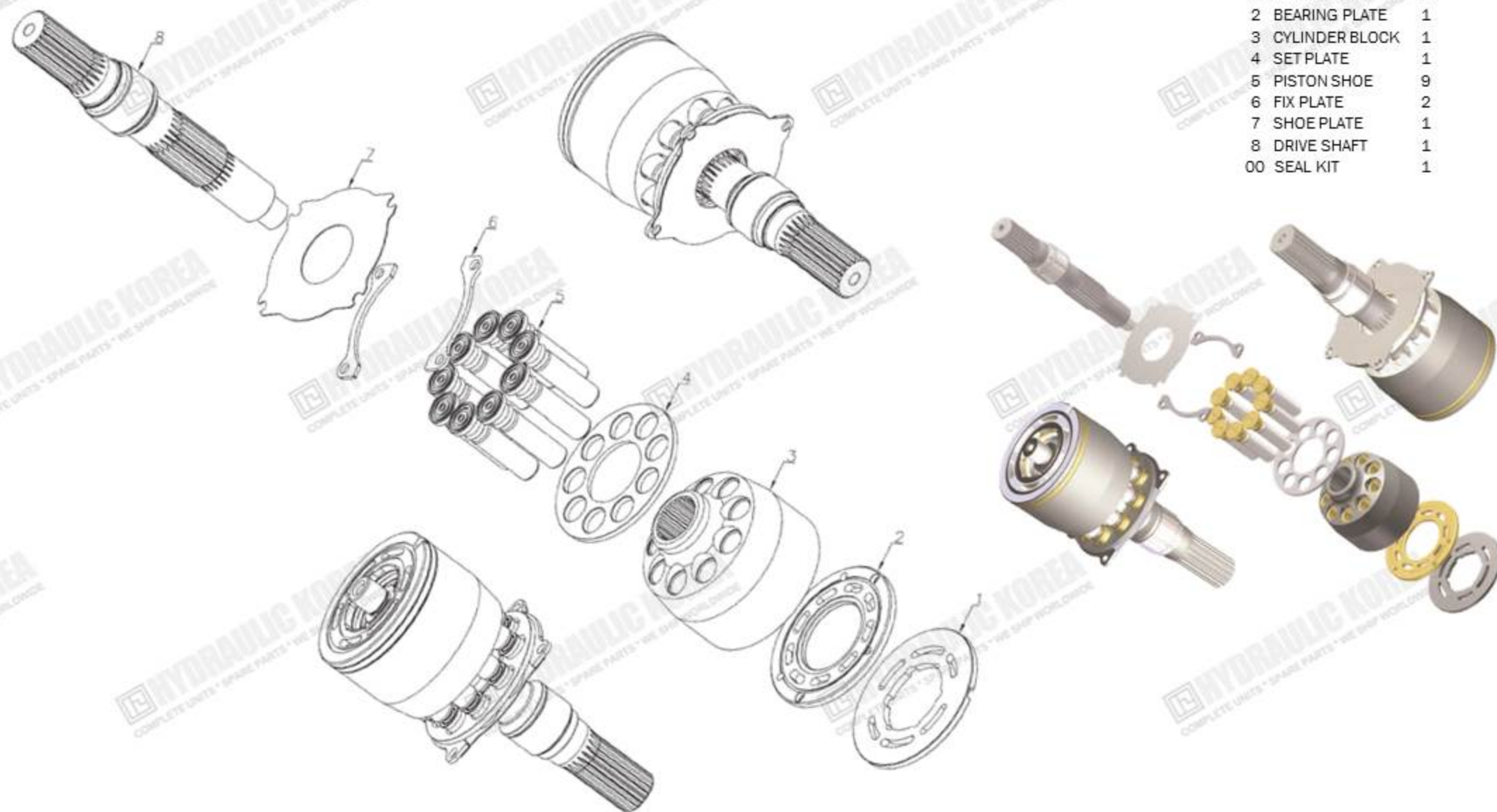
IT IS DIFFERENT VALVE PLATE & CYLINDER BLOCK

FLAT TYPE(DNB50F/60F)

ROUND TYPE(DNB50R/60R)

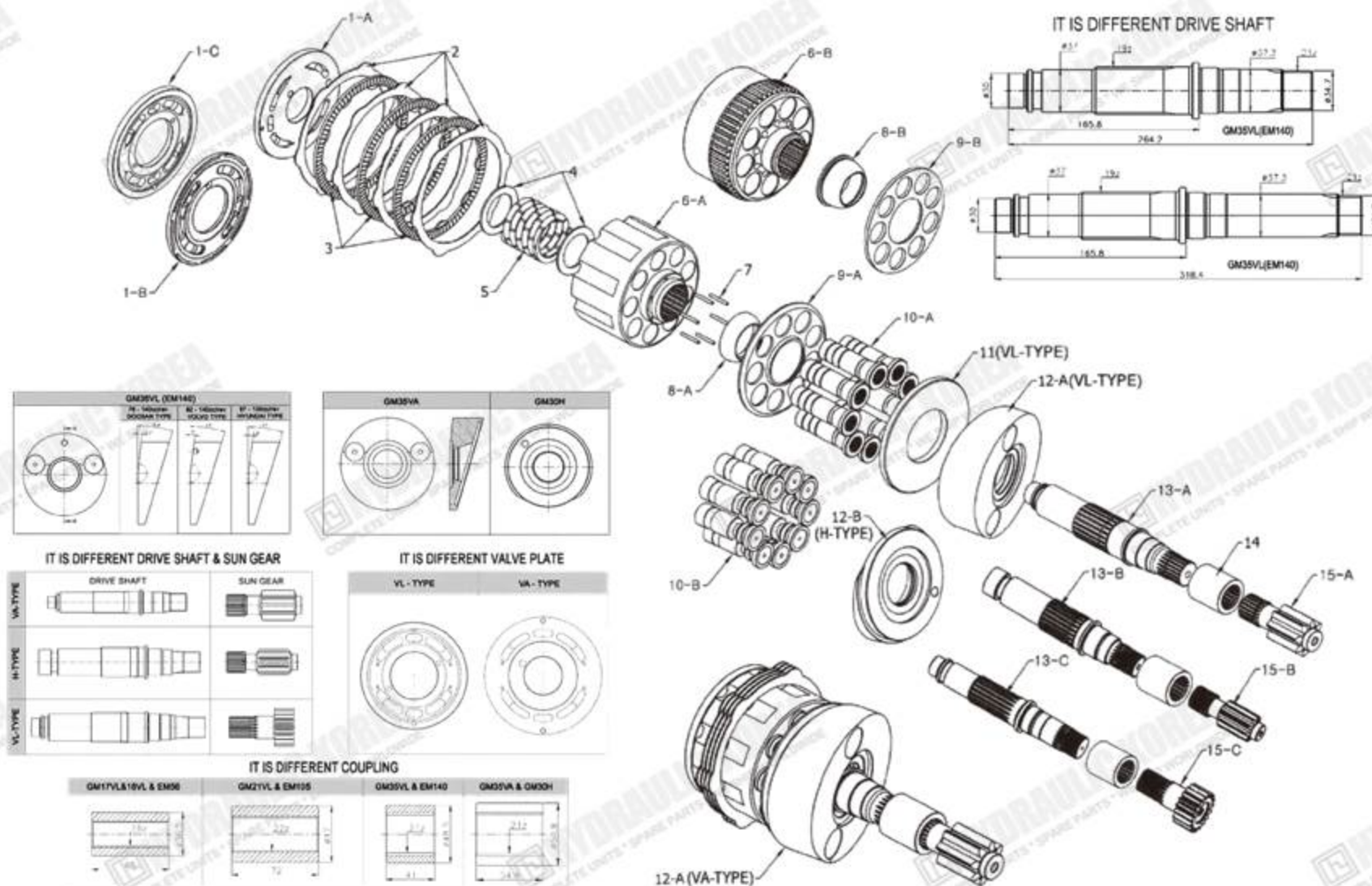


EATON SERIES EATON 33 EATON 46 EATON 56



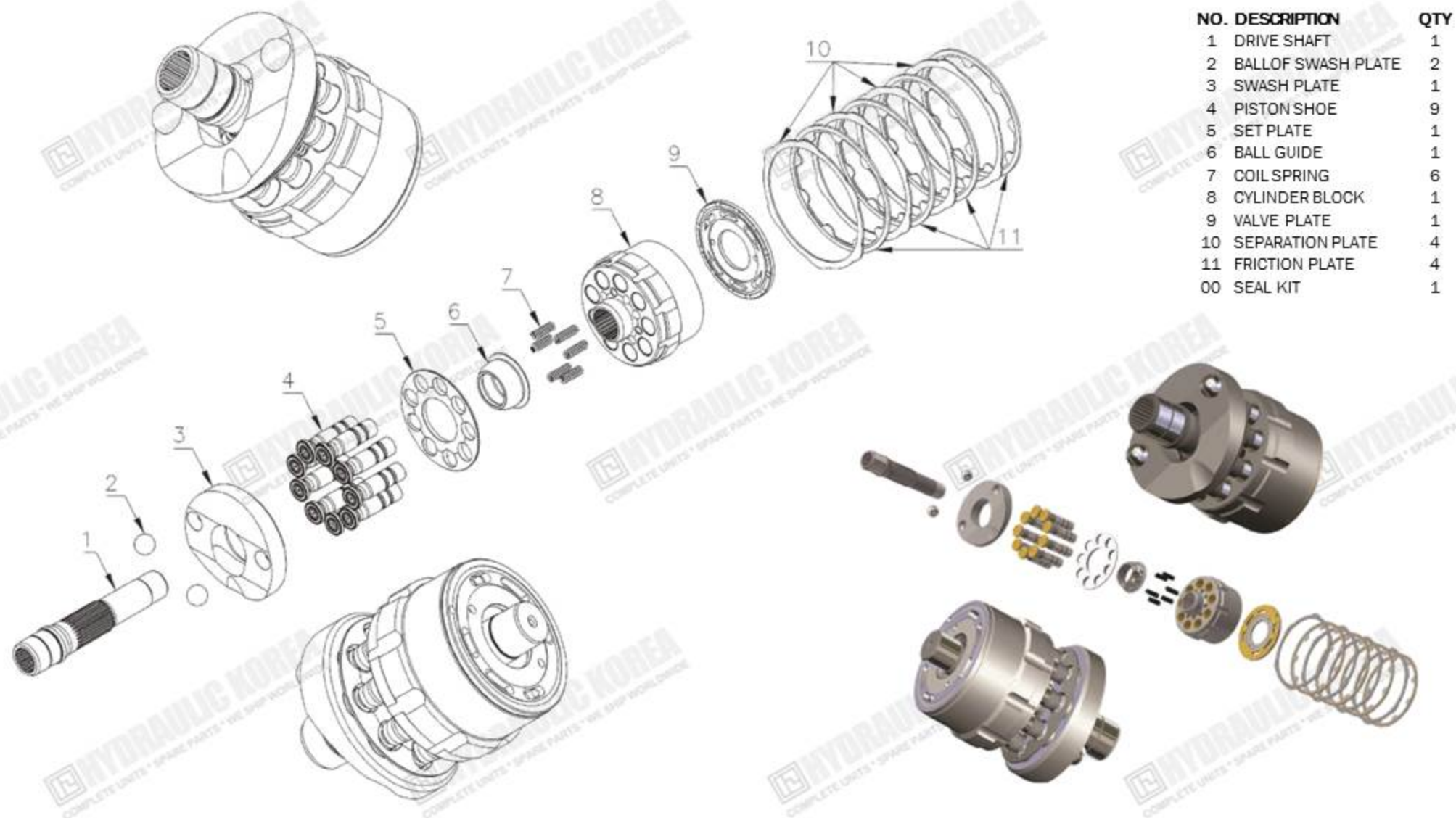
NO.	DESCRIPTION	QTY
1	VALVE PLATE	1
2	BEARING PLATE	1
3	CYLINDER BLOCK	1
4	SET PLATE	1
5	PISTON SHOE	9
6	FIX PLATE	2
7	SHOE PLATE	1
8	DRIVE SHAFT	1
00	SEAL KIT	1

GM SERIES GM02 GM03 GM04 GM05 GM06 GM08 GM09 GM18 GM23 GM24 GM28 GM30 GM35 GM38

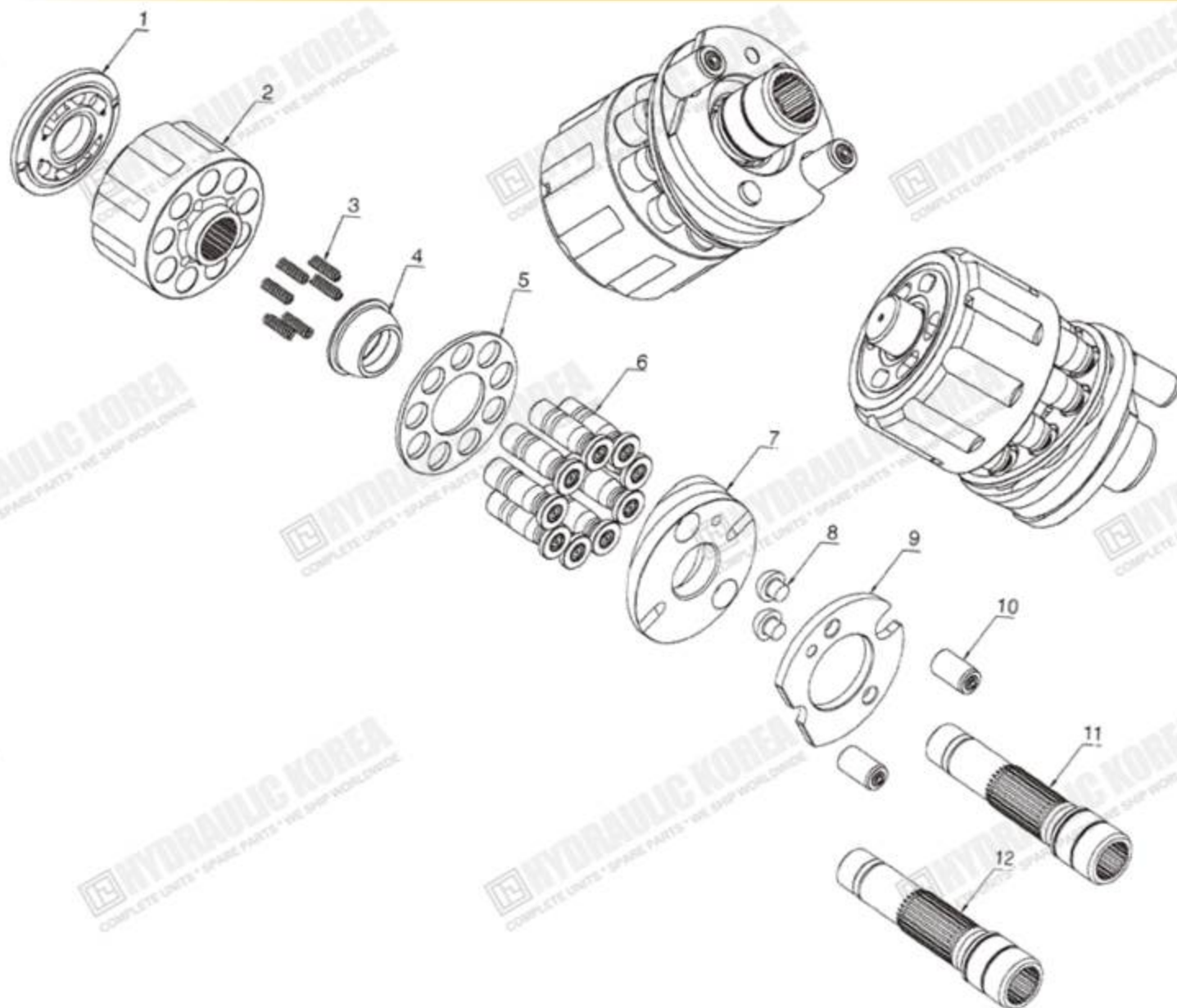


NO.	DESCRIPTION	QTY
1-A	VALVE PLATE (VA-TYPE)	1
1-B	VALVE PLATE (VB-TYPE)	1
1-C	VALVE PLATE (VL-TYPE)	1
2	SEPARATION PLATE	4
3	FRICTION PLATE	3
4	SPACE	2
5	COIL SPRING	1
6-A	CYLINDER BLOCK (VA-TYPE)	1
6-B	CYLINDER BLOCK (VB-TYPE)	1
7	PIN OF CYLINDER BLOCK	6
8-A	BALL GUIDE (VA-TYPE)	1
8-B	BALL GUIDE (VB-TYPE)	1
9-A	SET PLATE (VA-TYPE)	1
9-B	SET PLATE (VB-TYPE)	1
10-A	PISTON SHOE (VA-TYPE)	9
10-B	PISTON SHOE (VB-TYPE)	9
11	SHOE PLATE	1
12-A	SWASH PLATE (VL / VA-TYPE)	1
12-B	SWASH PLATE (H-TYPE)	1
13-A	DRIVE SHAFT (VA-TYPE)	1
13-B	DRIVE SHAFT (H-TYPE)	1
13-C	DRIVE SHAFT (VL-TYPE)	1
14	COUPLING	1
15-A	SUN GEAR (VA-TYPE)	1
15-B	SUN GEAR (H-TYPE)	1
15-C	SUN GEAR (VL-TYPE)	1
00	SEAL KIT	1

HMGF SERIES HMGF68FA(HMK160AE-3UB)FOR ZX330LC-3



HMT36 SERIES HMT36 FOR ZAXIS200 TRAVEL MOTOR

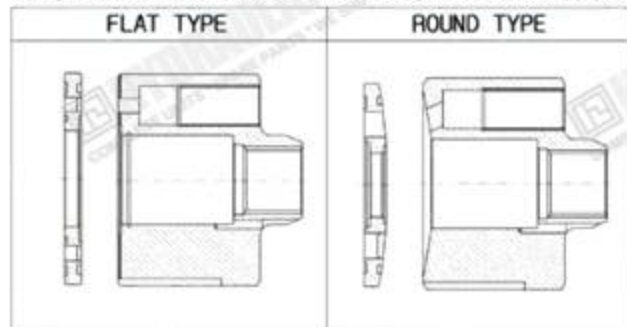


NO.	DESCRIPTION	QTY	REMARKS
1	VALVE PLATE	1	
2	CYLINDER BLOCK	1	
3	COIL SPRING	6	
4	BALL GUIDE	1	
5	SET PLATE	1	
6	PISTON SHOE	9	
7	SWASH PLATE	1	
8	BALL OF TILTING PLATE	2	
9	TILTING PLATE WITH BALL	1	
10	PISTON OF TILTING PLATE	2	
11	DRIVE SHAFT	1	20T
12	DRIVE SHAFT	1	23T
00	SEAL KIT	1	

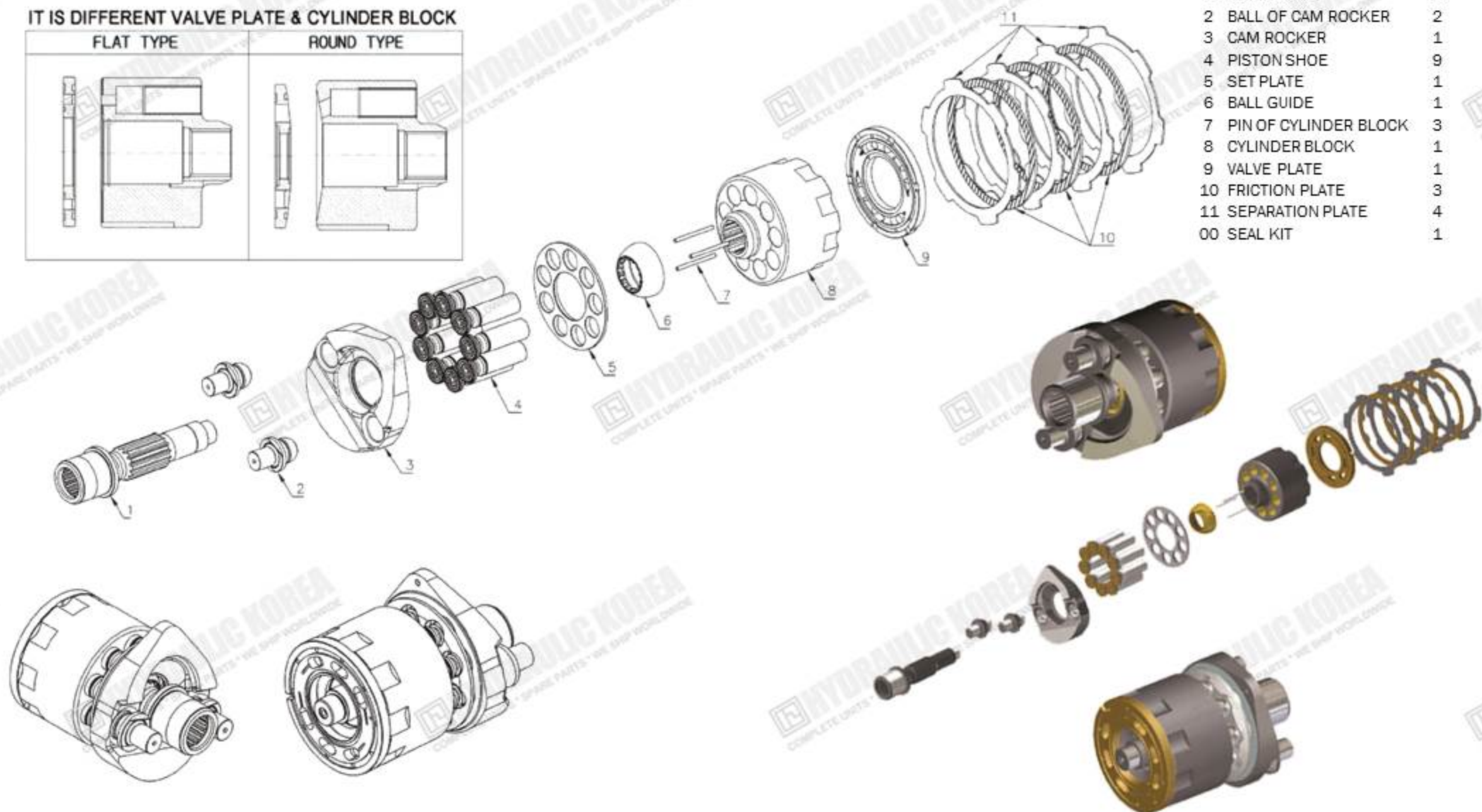


HMV SERIES HMV110 HMV160 FOR PC200-6/7 PC300-6/7

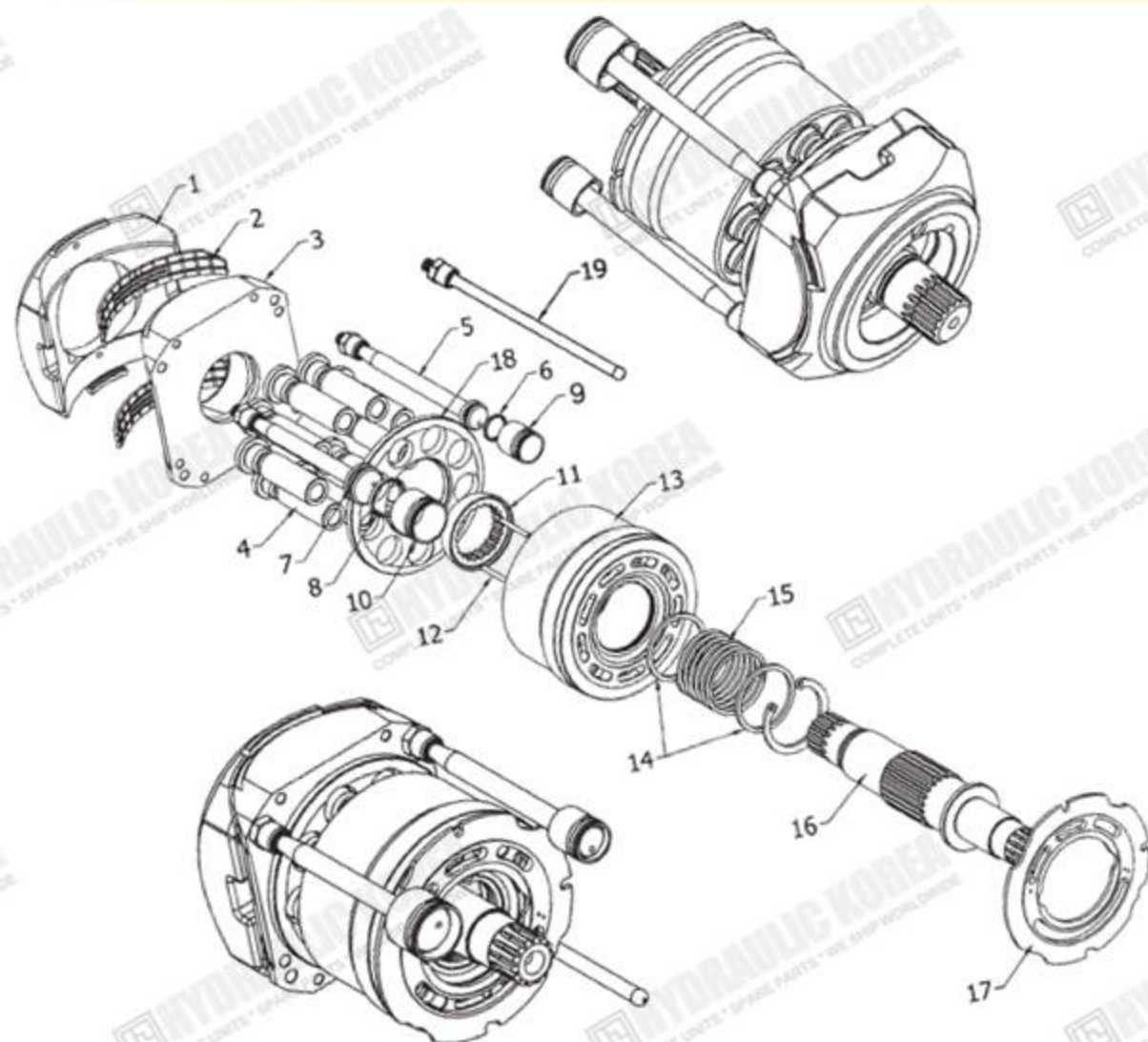
IT IS DIFFERENT VALVE PLATE & CYLINDER BLOCK



NO.	DESCRIPTION	QTY
1	DRIVE SHAFT	1
2	BALL OF CAM ROCKER	2
3	CAM ROCKER	1
4	PISTON SHOE	9
5	SET PLATE	1
6	BALL GUIDE	1
7	PIN OF CYLINDER BLOCK	3
8	CYLINDER BLOCK	1
9	VALVE PLATE	1
10	FRICTION PLATE	3
11	SEPARATION PLATE	4
00	SEAL KIT	1



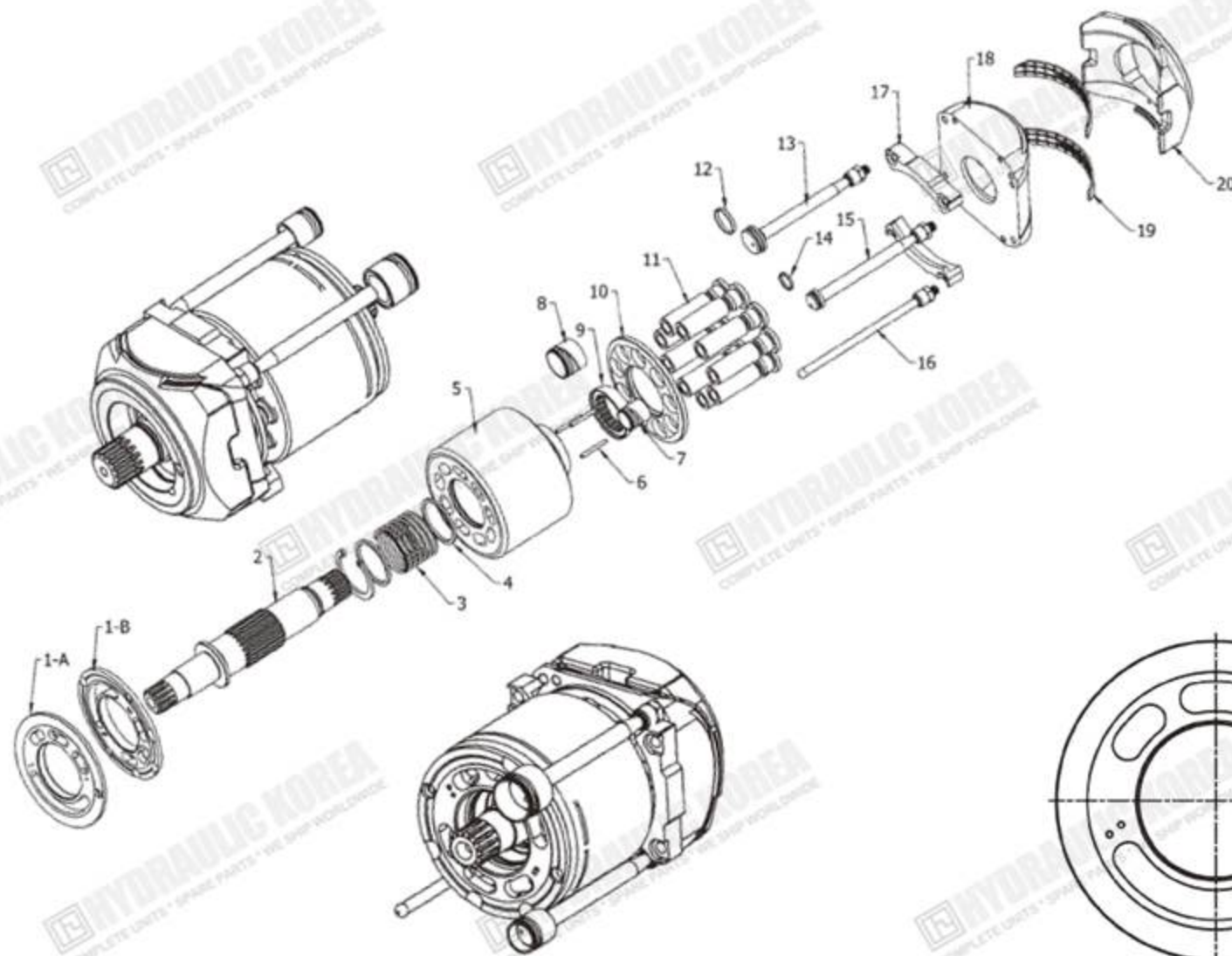
HPR SERIES HPR 75 HPR 90 HPR 100



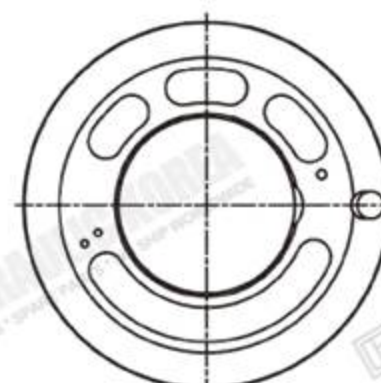
NO.	DESCRIPTION	QTY
1	SUPPORT (UR)	1
2	SLIDING BEARING (L&R)	2
3	SWASHPLATE	1
4	PISTON	9
5	SERVO PISTON(SMALL)	1
6	RING (SMALL)	1
7	SERVOPISTON (BIG)	1
8	RING (BIG)	1
9	BUSHING (SMALL)	1
10	BUSHING (BIG)	1
11	BALLGUIDE	1
12	PIN	3
13	CYLINDER BLOCK	1
14	SPACE	2
15	COILSPRING	1
16	DRIVE SHAFT	1
17	VALVE PLATE(UR)	1
18	SET PLATE	1
19	PUSHROD	1
00	SEAL KIT	1



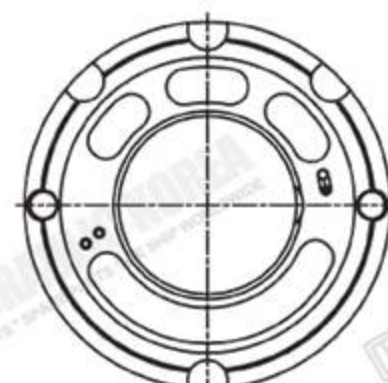
HPR SERIES HPR115 HPR130 HPR160



NO.	DESCRIPTION	QTY	REMARKS
1-A	VALVE PLATE (A-TYPE)	1	DR
1-B	VALVE PLATE (B-TYPE)	1	
2	DRIVE SHAFT	1	
3	COIL SPRING	1	
4	SPACE	2	
5	CYLINDER BLOCK	1	
6	PIN	3	
7	BUSHING (SMALL)	1	
8	BUSHING (BIG)	1	
9	BALL GUIDE	1	
10	SET PLATE	1	
11	PISTON SHOE	9	
12	RING (BIG)	1	
13	SERVO PISTON (BIG)	1	
14	RING (SMALL)	1	
15	SERVO PISTON (SMALL)	1	
16	PUSH ROD	1	
17	FIX PLATE	2	
18	SWASH PLATE	1	
19	SLIDING BEARING (L&R)	2	
20	SUPPORT (UR)	1	
00	SEAL KIT	1	



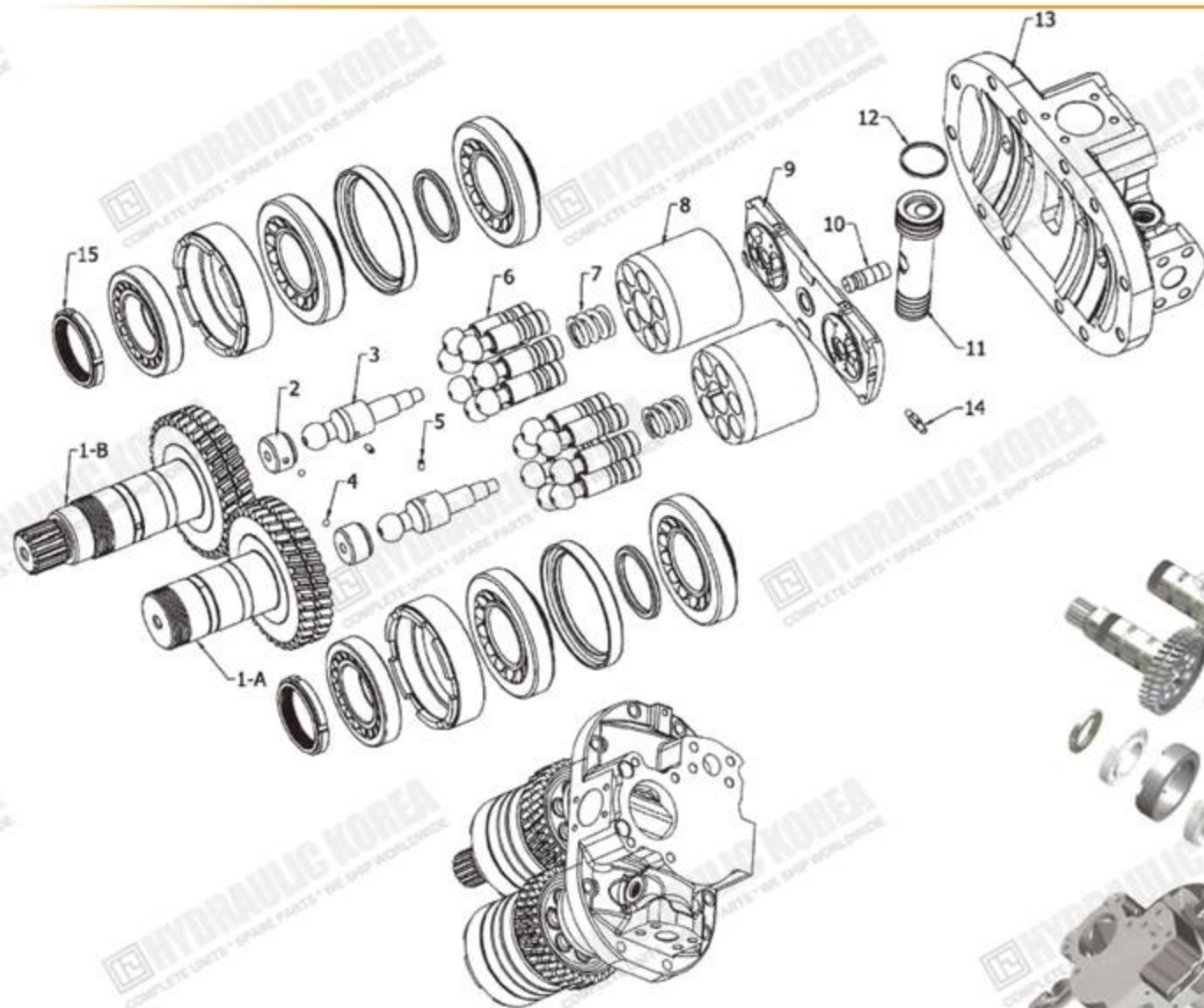
A-TYPE(DR)



B-TYPE

IT IS DIFFERENT SHAPE OF THE BACK FACE

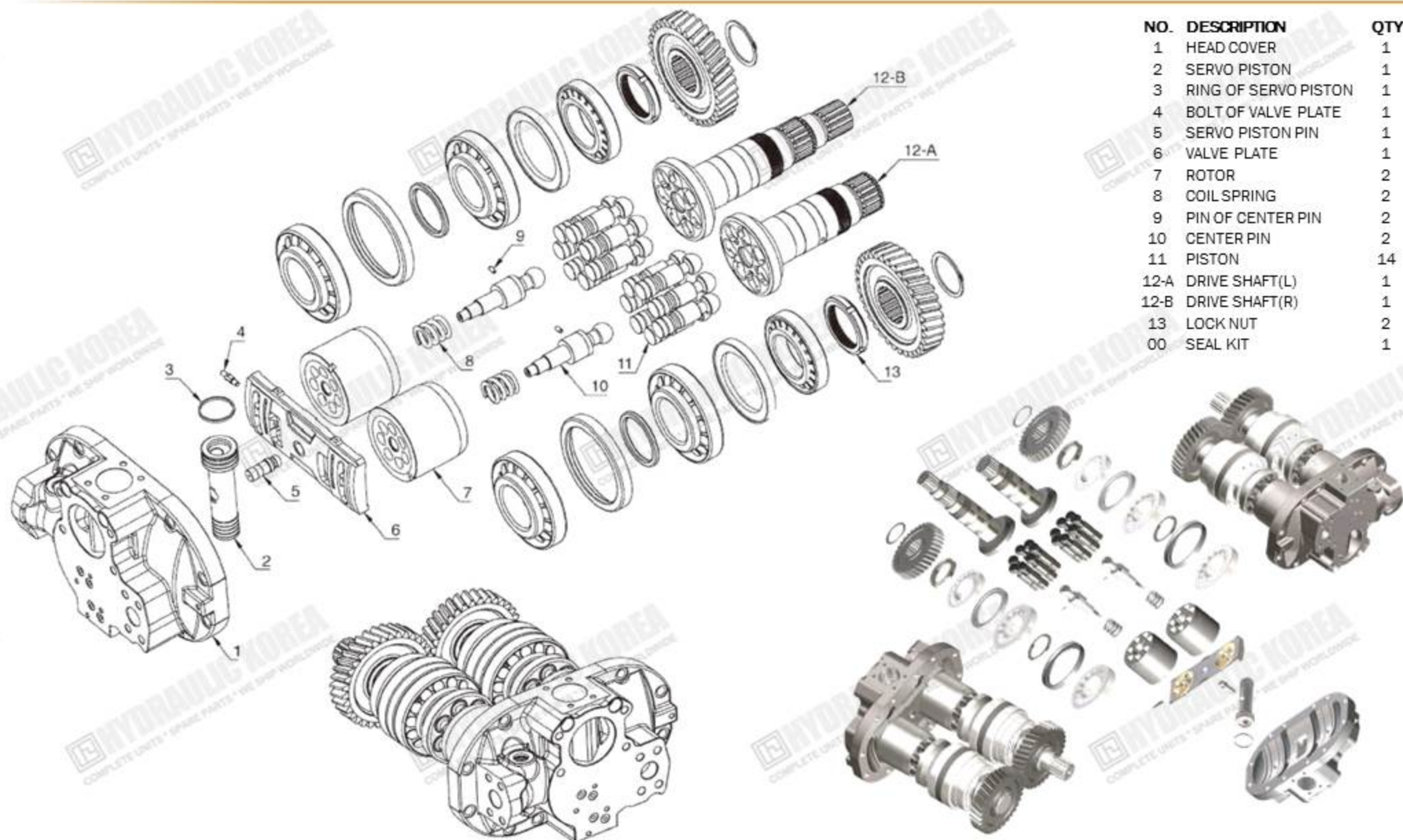
HPVO SERIES HPVO91 DW FOR EX200-2 EX220-2



NO.	DESCRIPTION	QTY
1-A	DRIVE SHAFT (L)	1
1-B	DRIVE SHAFT (R)	1
2	HOLDER OF CENTER PIN	2
3	CENTER PIN	2
4	BALL OF CENTER PIN	2
5	PIN OF CENTER PIN	2
6	PISTON	14
7	COIL SPRING	2
8	ROTOR	2
9	VALVEPLATE	1
10	SERVO PISTON PIN	1
11	SERVO PISTON	1
12	RING OF SERVO PISTON	1
13	HEAD COVER	1
14	BOLT OF VALVE PLATE	1
15	LOCK NUT	2
00	SEAL KIT	1

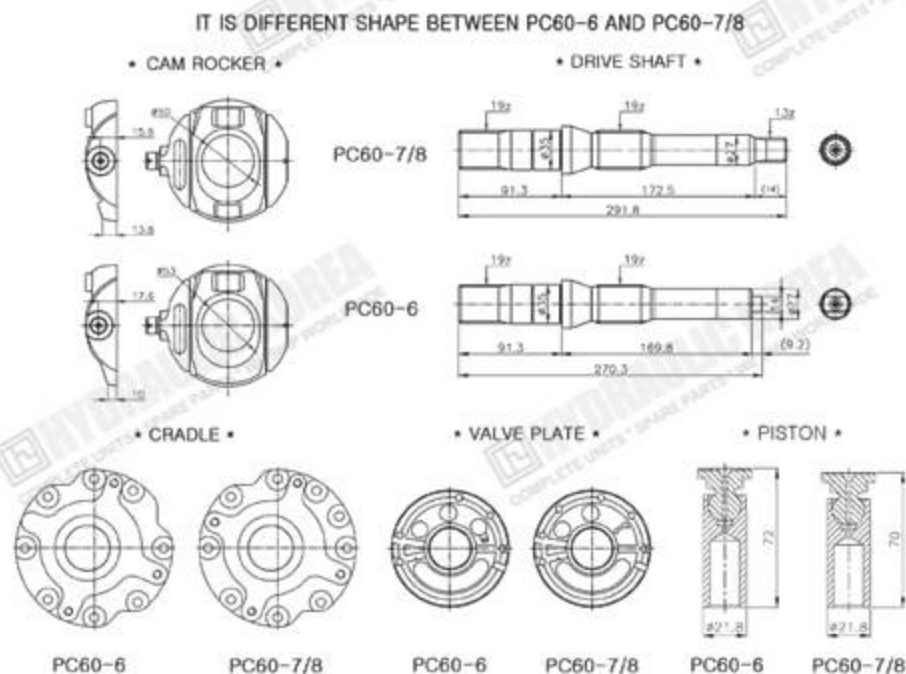


HPVO91EW SERIES HPVO91 EW FOR EX200-3 EX220-3



NO.	DESCRIPTION	QTY
1	HEAD COVER	1
2	SERVO PISTON	1
3	RING OF SERVO PISTON	1
4	BOLT OF VALVE PLATE	1
5	SERVO PISTON PIN	1
6	VALVE PLATE	1
7	ROTOR	2
8	COIL SPRING	2
9	PIN OF CENTER PIN	2
10	CENTER PIN	2
11	PISTON	14
12-A	DRIVE SHAFT(L)	1
12-B	DRIVE SHAFT(R)	1
13	LOCK NUT	2
00	SEAL KIT	1

www.hydraulickorea.com

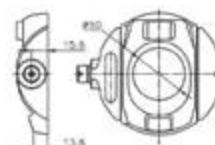


NO	DESCRIPTION	QTY
1-A	VALVE PLATE (PC60-6)	1
1-B	VALVE PLATE (PC60-7/8)	1
2-A	DRIVE SHAFT (PC60-6)	1
2-B	DRIVE SHAFT (PC60-7/8)	1
3	SPACE-A	1
4	COIL SPRING	1
5	SPACE-B	1
6	CYLINDER BLOCK	1
7-A	PISTON SHOE (PC60-7/8)	9
7-B	PISTON SHOE (PC60-6)	9
8	PIN OF CYLINDER BLOCK	3
9	BALL GUIDE	1
10	SET PLATE	1
11-A	CAM ROCKER (PC60-7/8)	1
11-B	CAM ROCKER (PC60-6)	1
12-A	CRADLE (PC60-7/8)	1
12-B	CRADLE (PC60-6)	1
00	SEAL KIT	1

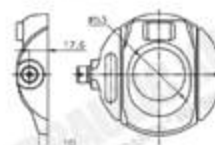
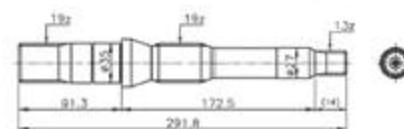
IT IS DIFFERENT SHAPE BETWEEN PC60-6 AND PC60-7/8

• CAM ROCKER •

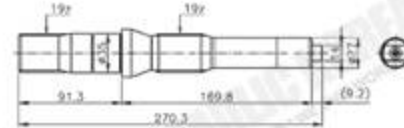
• DRIVE SHAFT •



PC60-7/8



PC60-6



• CRADLE •

• VALVE PLATE •

• PISTON •



PC60-6



PC60-7/8



PC60-6



PC60-7/8

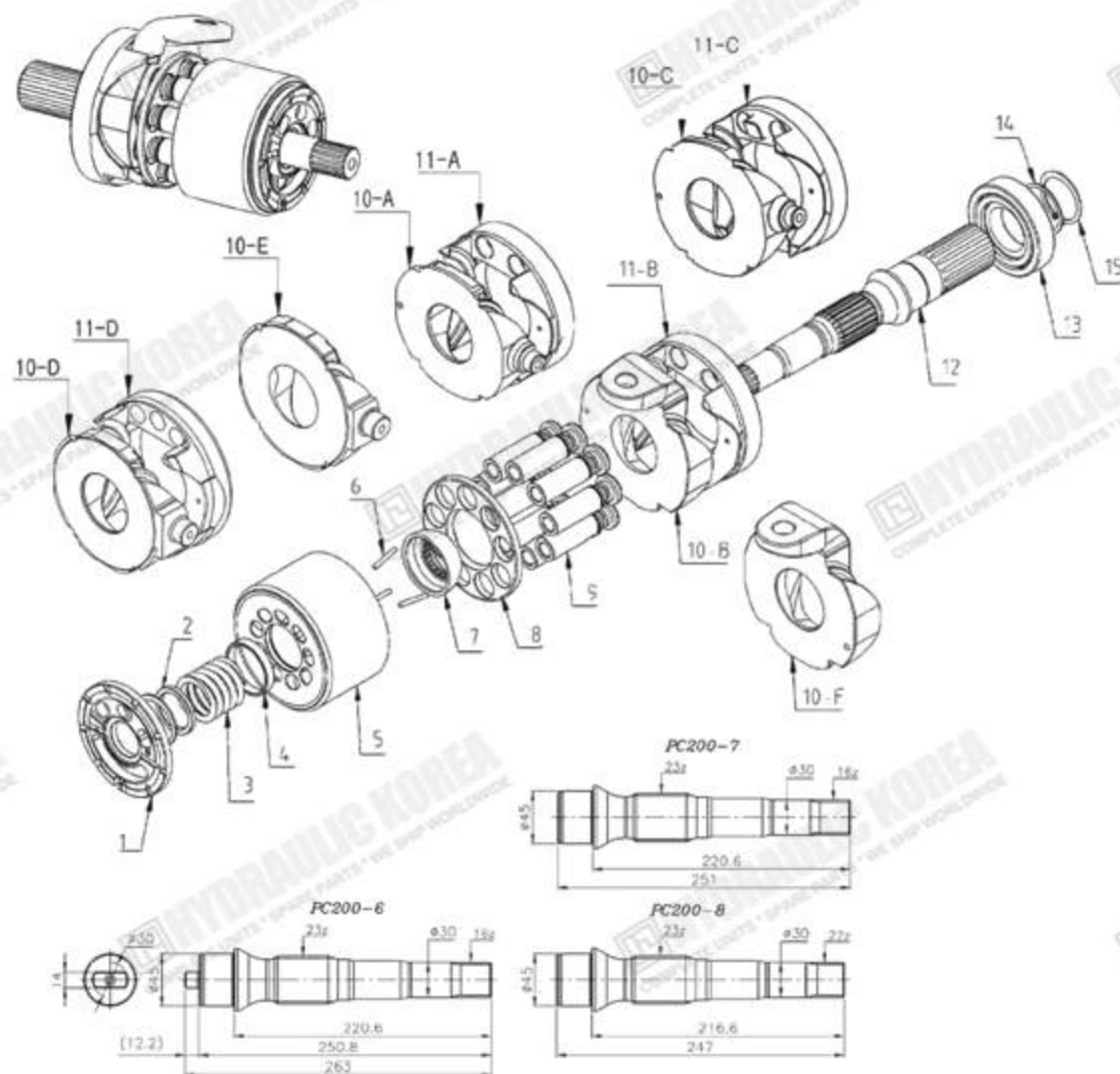


PC60-6

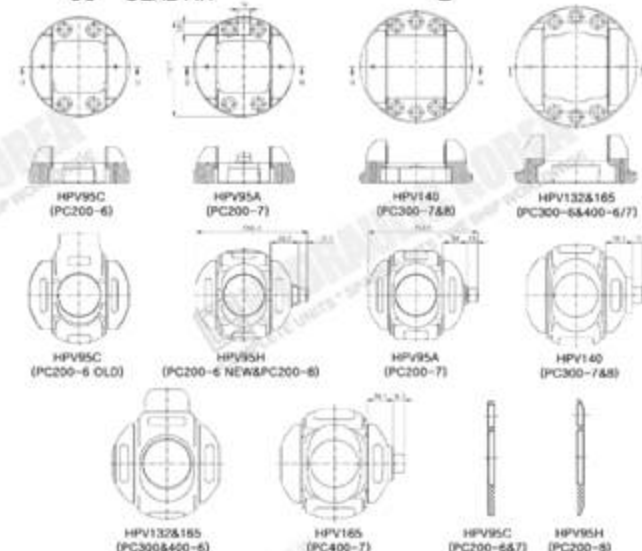


PC60-7/8

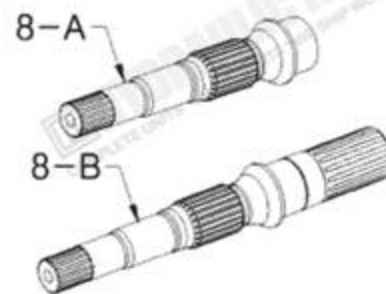
HPV SERIES HPV95 HPV132 HPV140 HPV165 FOR PC200 PC220-6 PC220-7 PC300-7 PC300-8 PC400-6 PC400-7



NO.	DESCRIPTION	QTY	REMARK
1	VALVE PLATE (L/R)	1	
2	SPACE-A	1	
3	COIL SPRING	1	
4	SPACE-B	1	
5	CYLINDER BLOCK	1	
6	PIN OF CYLINDER BLOCK	1	
7	BALL GUIDE	1	
8	SET PLATE	1	
9	PISTON SHOE	1	
10-A		1	HPV95AiPC200-6 NEW)
10-B		1	HPV95C
10-C		1	HPV95AiPC200-7)
10-D	CAM ROCKER	1	HPV140(PC300-7&8)
10-E		1	HPV165(PC400-7)
10-F		1	HPV132(PC300-6)
11-A		1	HPV95C
11-B		1	HPV132&165
11-C	CRADLE	1	HPV95A
11-D		1	HPV140
12	DRIVE SHAFT (L/R)	1	
13	ROLLER BEARING	1	
14	SPACE	1	
15	SNAP RING	1	
00	SEAL KIT	1	



www.hydraulickorea.com

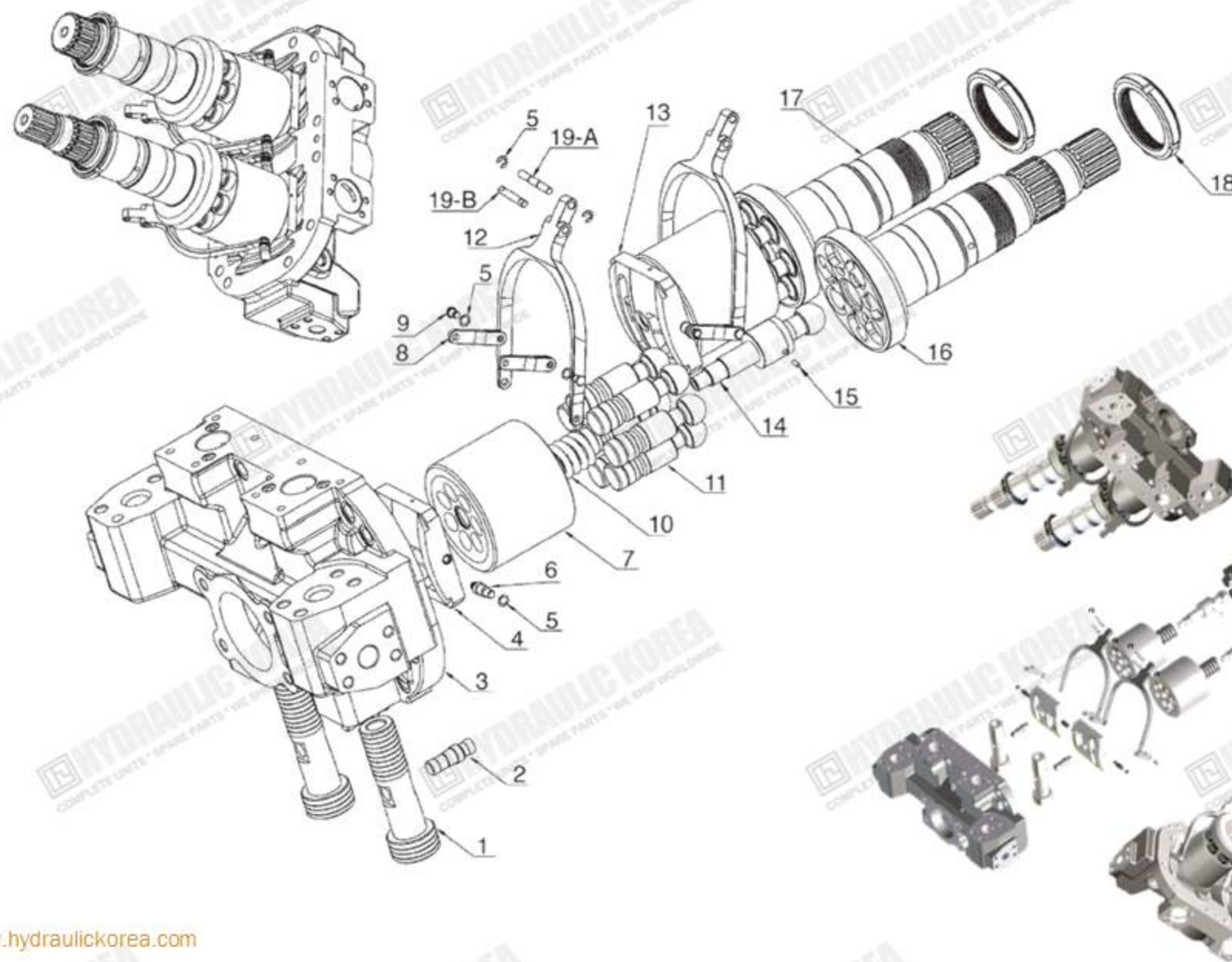


NO.	DESCRIPTION	QTY
1	VALVE PLATE (L/R)	1
2	CYLINDER BLOCK	1
3	SET PLATE	1
4	PISTON SHOE	9
5	BALL GUIDE	1
6	CAM ROCKER	1
7	CRADLE	1
8-A	DRIVE SHAFT (L)	1
8-B	DRIVE SHAFT (R)	1
00	SEAL KIT	1

	HPV95K(PC210-7K)	HPV165(PC400-7)
PISTON		
BALL & SET PLATE		
VALVE PLATE		

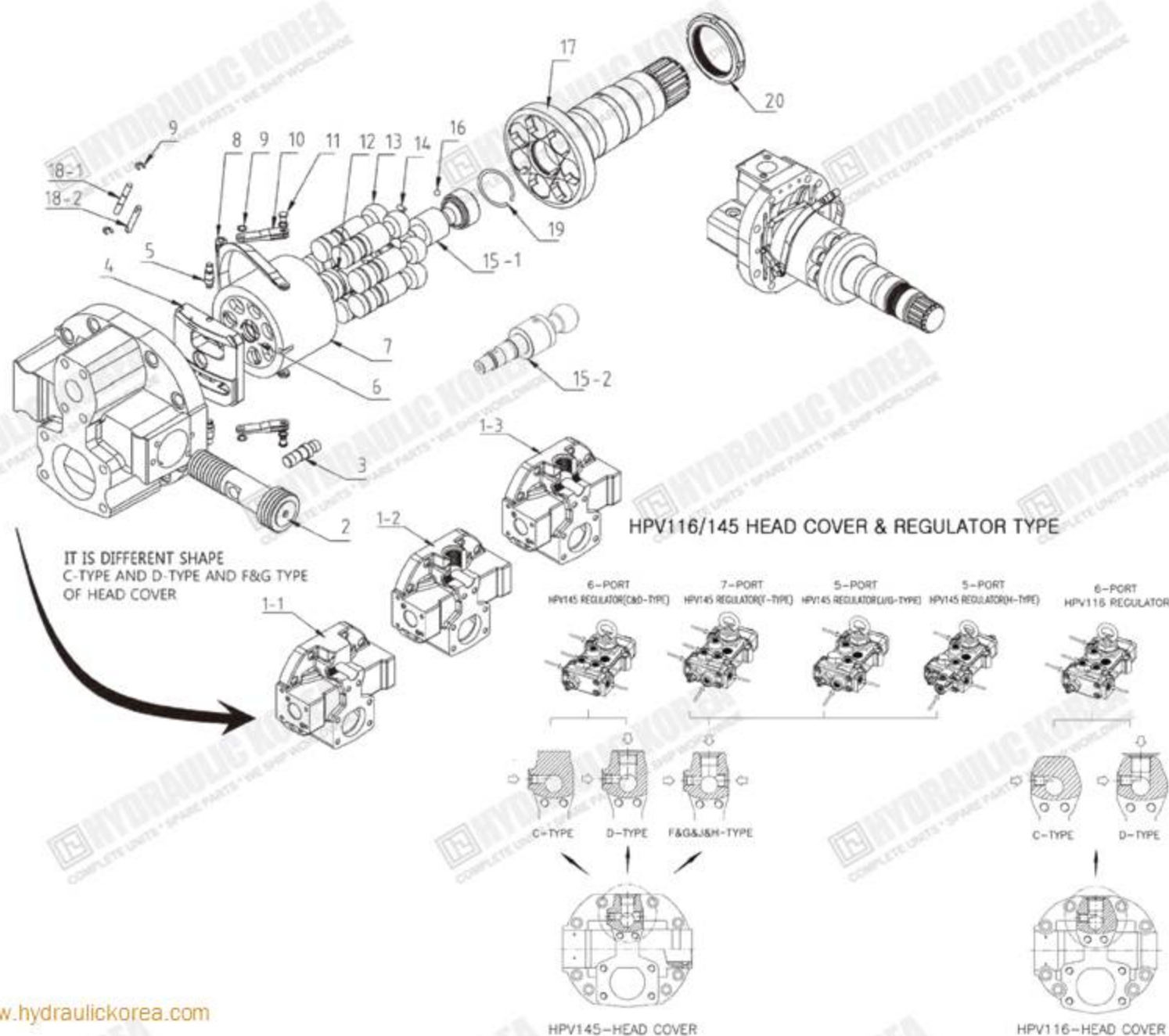
IT IS DIFFERENT SHAPE BETWEEN HPV95K(PC210-7K) AND HPV165(PC400-7)

HPVO SERIES HPVO50 HPVO102 HPVO105 HPVO118 HPVO135 FOR EX200-5 EX220-5 ZAXIS200 ZAXIS220 ZAXIS230



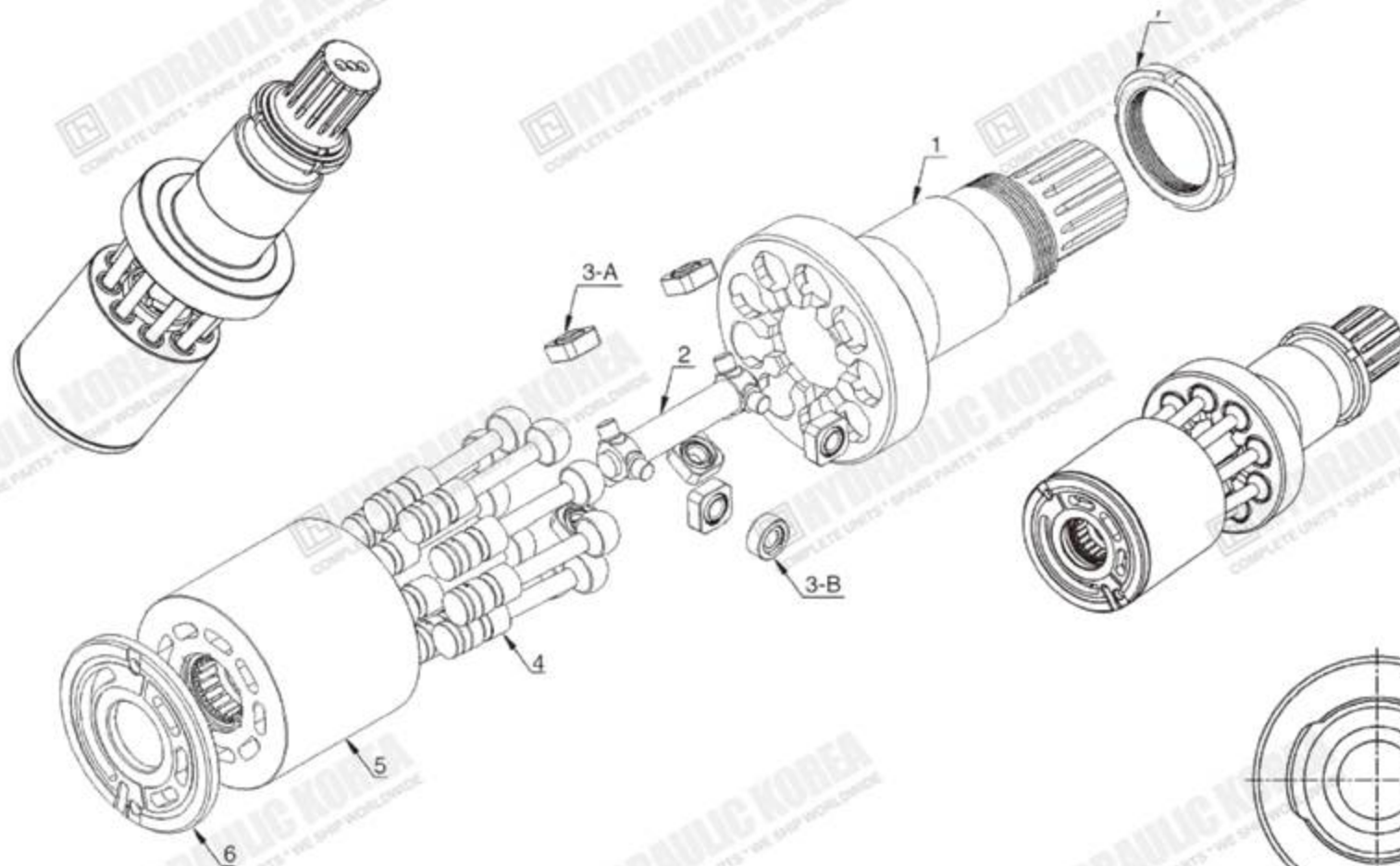
NO.	DESCRIPTION	QTY
1	SERVO PISTON	2
2	SERVO PISTON PIN	2
3	HEAD COVER	1
4	VALVE PLATE (R)	1
5	SNAP RING	12
6	BOLT OF VALVE PLATE	4
7	ROTOR	2
8	LINK OF VALVE PLATE	4
9	PIN OF LINK	4
10	COIL SPRING	2
11	PISTON	14
12	FEED BACK LEVER	2
13	VALVE PLATE (L)	1
14	CENTER PIN	2
15	PIN OF CENTER PIN	2
16	DRIVE SHAFT (R)	1
17	DRIVE SHAFT (L)	1
18	LOCK NUT	2
19-A	PIN OF FEED BACK-A	2
19-B	PIN OF FEED BACK-B	2
00	SEAL KIT	1

HPV SERIES HPV116 HPV145 FOR EX200-1 EX200-2 EX200-3 EX300-1 EX300-2 EX300-3 ZAXIS 300 ZAXIS 310 ZAXIS 330

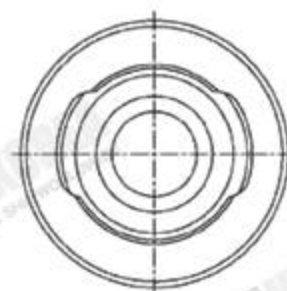


NO.	DESCRIPTION	QTY	REMARKS
1-1	HEAD COVER (C-TYPE)	1	
1-2	HEAD COVER (D-TYPE)	1	
1-3	HEAD COVER (F-TYPE)	1	
2	SERVO PISTON	1	
3	SERVO PISTON PIN	1	
4	VALVE PLATE	1	
5	BOLT OF VALVE PLATE	1	
6	SNAP RING OF CENTER	1	
7	ROTOR	1	
8	FEEDBACK LEVER	1	
9	SNAP RING	6	
10	LINK OF VALVE PLATE	2	
11	P-NOF LINK	2	
12	COIL SPRING	1	
13	PISTON	7	
14	PIN OF CENTER PIN	1	
15-1	CENTER PIN (C-TYPE)	1	C-TYPE
15-2	CENTER PN (G-TYPE)	1	G-TYPE
16	BALL OF CENTER PIN	1	
17	DRIVE SHAFT	1	
18-1	PIN OF FEED BACK-A	1	
18-2	PIN OF FEED BACK-B	1	
19	SNAP RING	1	
20	LOCK NUT	1	
00	SEAL KIT	1	

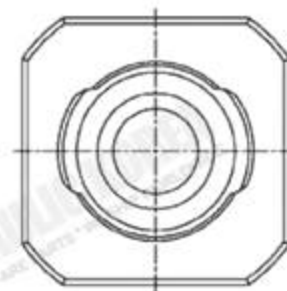
HPV SERIES HPV125A



NO.	DESCRIPTION	QTY
1	DRIVE SHAFT	1
2	CENTER JOINT ROD	1
3-A	JOINT BEARING - SQUARE TYPE	6
3-B	JOINT BEARING - ROUND TYPE	6
4	PISTON	9
5	ROTOR	1
6	VALVE PLATE	1
7	LOCK NUT	1
00	SEAL KIT	1

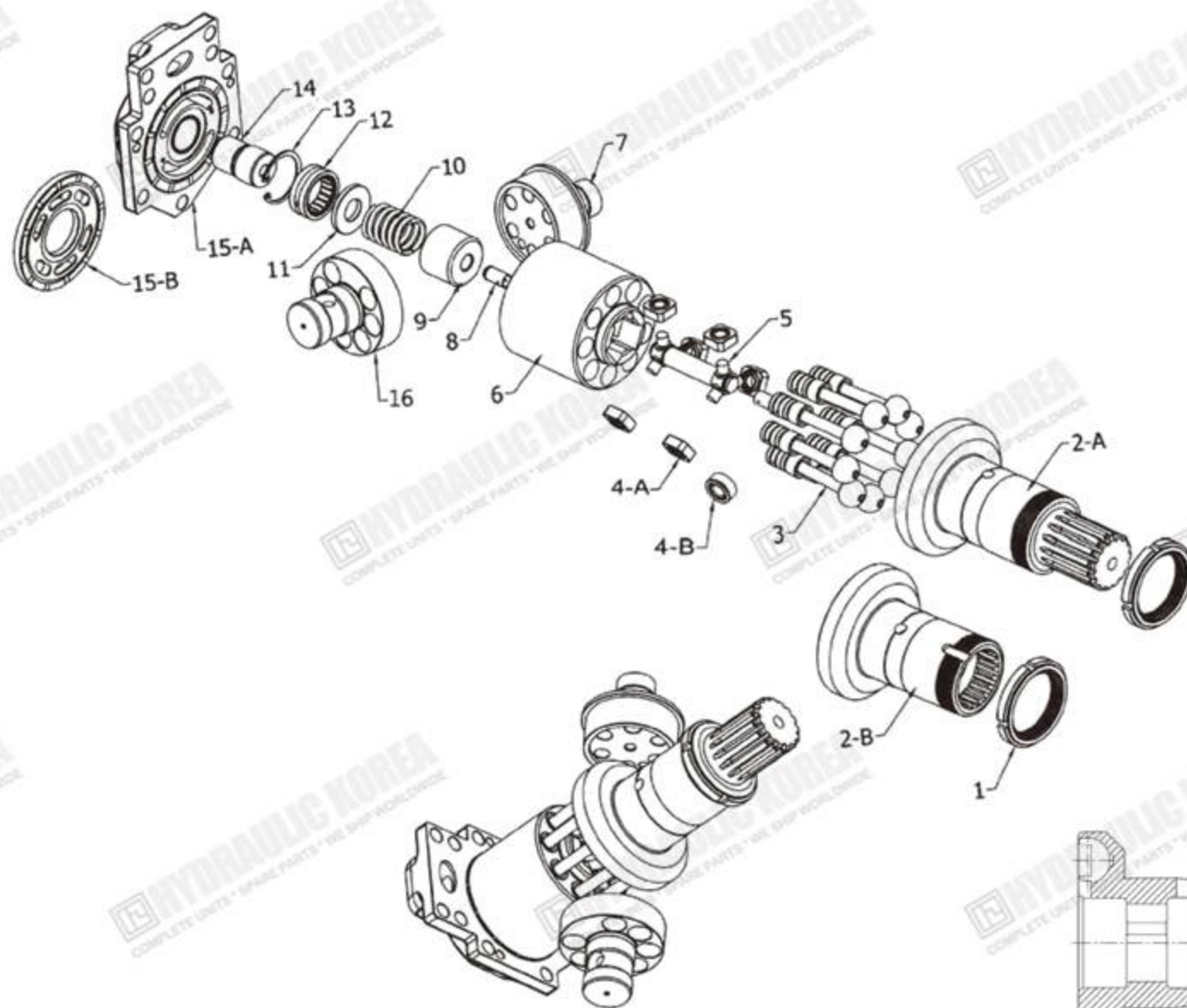


ROUND TYPE



SQUARE TYPE

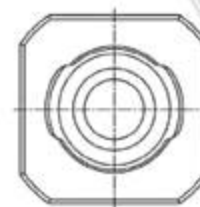
HPV SERIES HPV125B HMT125AC



NO.	DESCRIPTION	QTY
1	LOCK NUT	1
2-A	DRIVE SHAFT (HPV125B)	1
2-B	DRIVE SHAFT(HMT125AC)	1
3	PISTON	9
4-A	JOINT BEARING-SQUARE TYPE	6
4-B	JOINT BEARING-ROUND TYPE	6
5	CENTER JOINT ROD	1
6	ROTOR	1
7	AXLE SHAFT	2
8	JOINT STOPPER	1
9	HOLDER	1
10	COIL SPRING OF ROTOR	1
11	WASHER	1
12	NEEDLE BEARING	1
13	SNAP RING	1
14	CENTER SHAFT	1
15-A	HEAD VALVE	1
15-B	VALVE PLATE	1
16	ROTARY JOINT	1
00	SEAL KIT	1

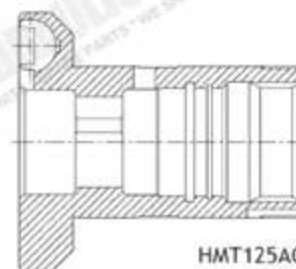


ROUND TYPE

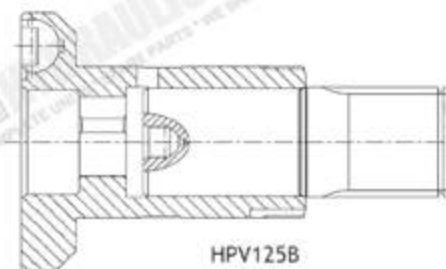


SQUARE TYPE

IT IS DIFFERENT SHAPE BETWEEN
ROUND TYPE AND SQUARE TYPE OF JOINT BEARING



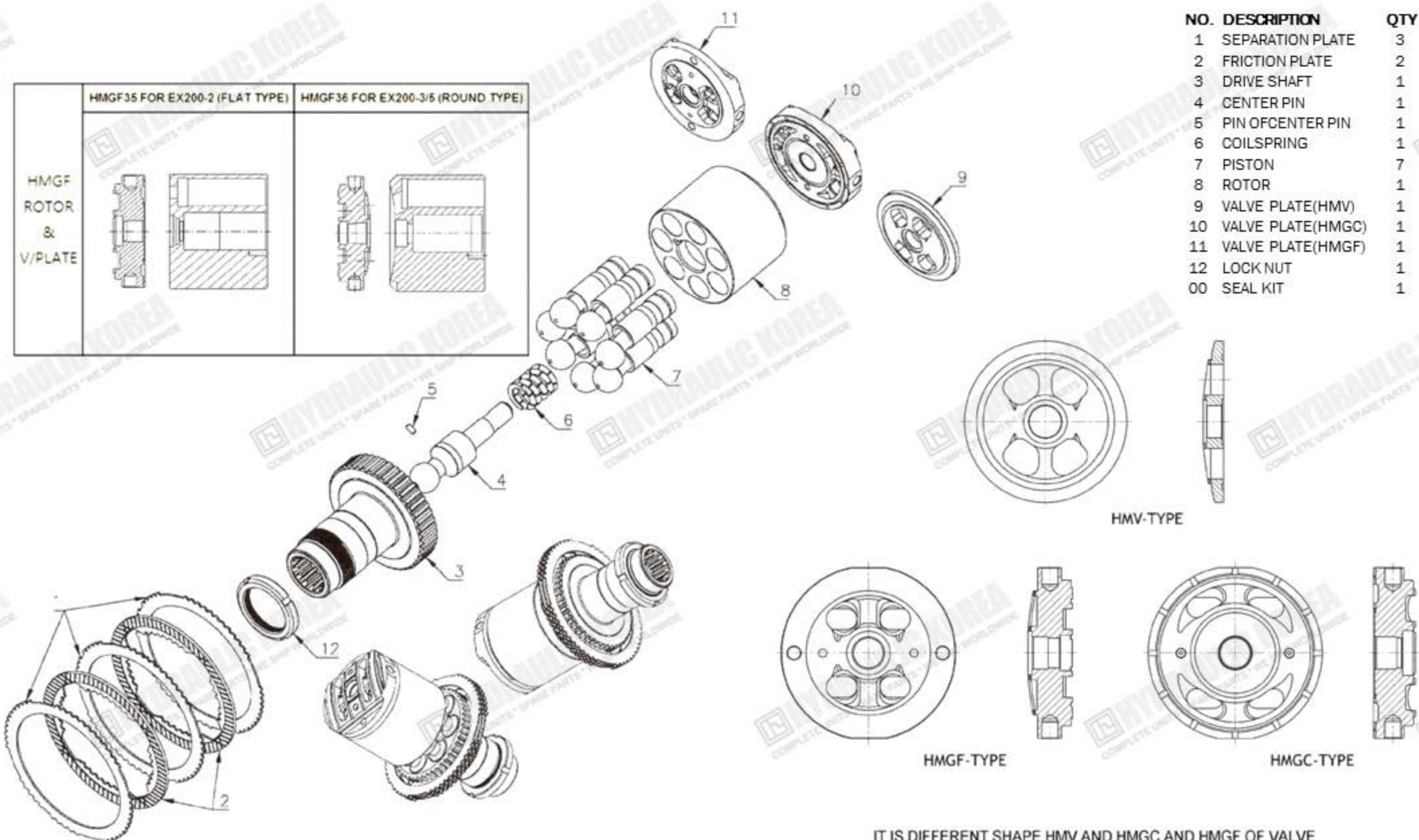
HMT125AC



HPV125B

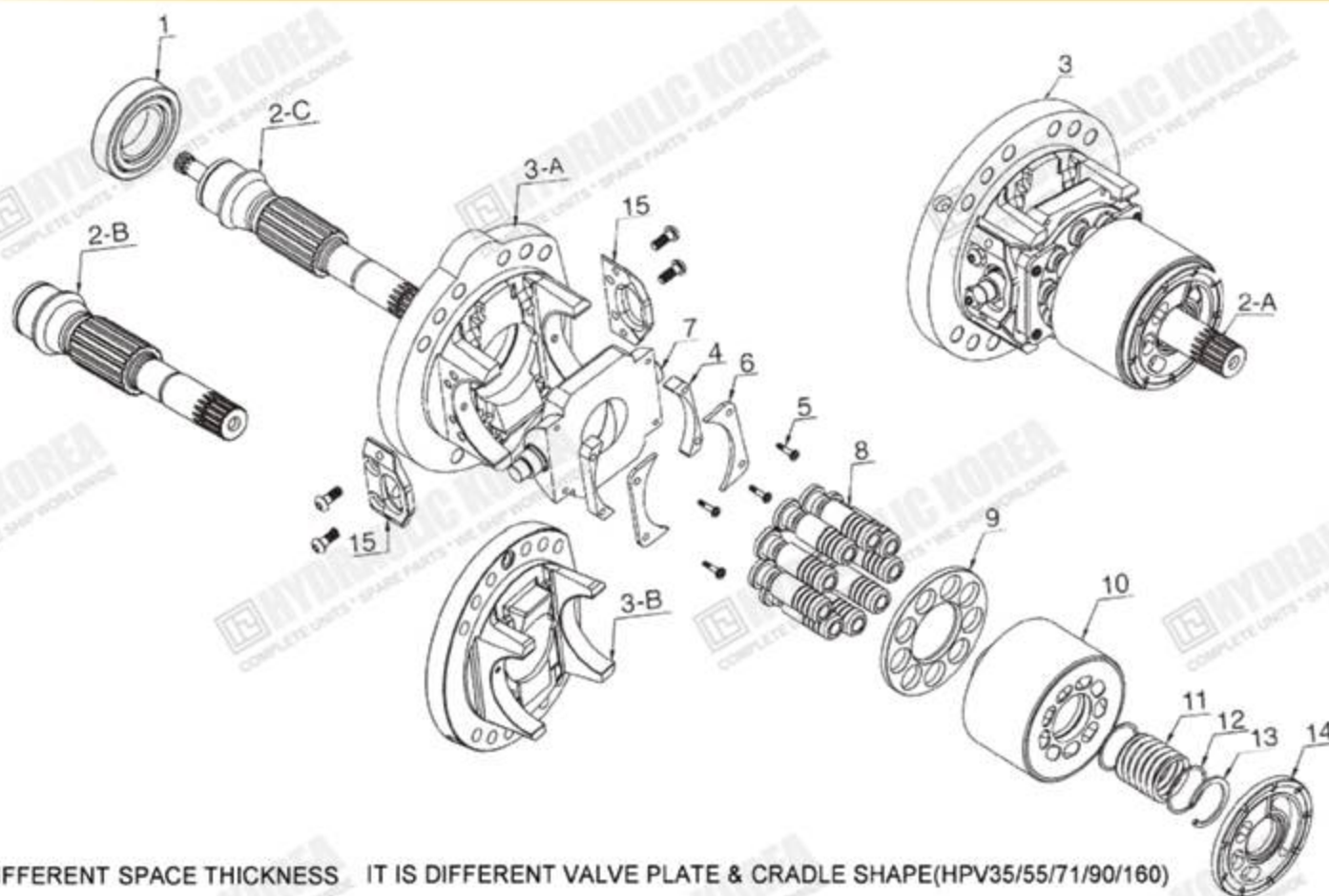
IT IS DIFFERENT SHAPE BETWEEN HMT125AC AND HPV125B OF DRIVE SHAFT

HMGC HMGF HMV SERIES HMGC16(HMV045), 32(HMV107), 48(HMV135), HMGF35, HMGF36, HMGF57



IT IS DIFFERENT SHAPE HMV AND HMGC AND HMGF OF VALVE

HPVO SERIES HPV35 HPV55 HPV71 HPV90 HPV160 FOR PC60-3 PC60-5 PC120 PC120-3 PC120-5 PC200 PC220-3 PC220-5 PC300-3 PC300-5 PC400-3 PC400-5

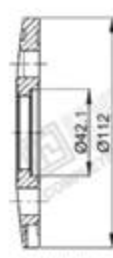


NO.	DESCRIPTION	QTY	REMARK
1	ROLLER BEARING	1	
2-A	DRIVE SHAFT (R)	1	
2-B	DRIVE SHAFT (L)-KEY	1	(PC200-5)
2-C	DRIVE SHAFT-(L) SPLINE	1	(PC200-3)
3-A	CRADLE (L/R)	1	
3-B	CRADLE (L)	1	(PC150-3/5)
4	SPACE	2	
5	SOCKET BOLT	4	
6	FIX PLATE	2	
7	CAM ROCKER	1	
8	PISTON SHOE	9	
9	SET PLATE	1	
10	CYLINDER BLOCK	1	
11	COIL SPRING	1	
12	WASHER	2	
13	SNAP RING	1	
14	VALVE PLATE (L/R)	1	
15	THRUST BEARING	2	
00	SEAL KIT	1	

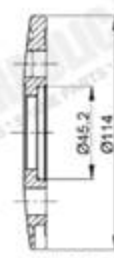
IT IS DIFFERENT SPACE THICKNESS IT IS DIFFERENT VALVE PLATE & CRADLE SHAPE(HPV35/55/71/90/160)



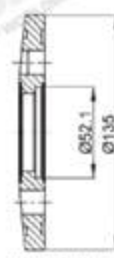
TYPE	SPACE THICKNESS(t)		
	A	B	C
HPV35 (PC60-3/5)	8.00	8.03	8.05
HPV55 (PC120/120-3/5)	9.44	9.46	9.475
HPV71/90 (PC200/220-3/5)	11.54	11.56	11.575
HPV160 (PC300/400-3/5)	13.54	13.56	13.575



PC200-3



PC200-5

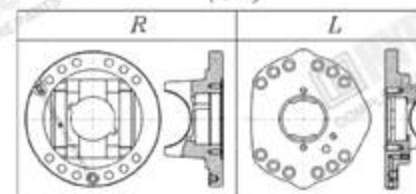


PC300-3/400-3

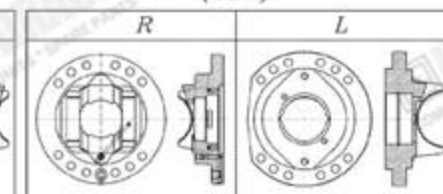


PC300-5/400-5

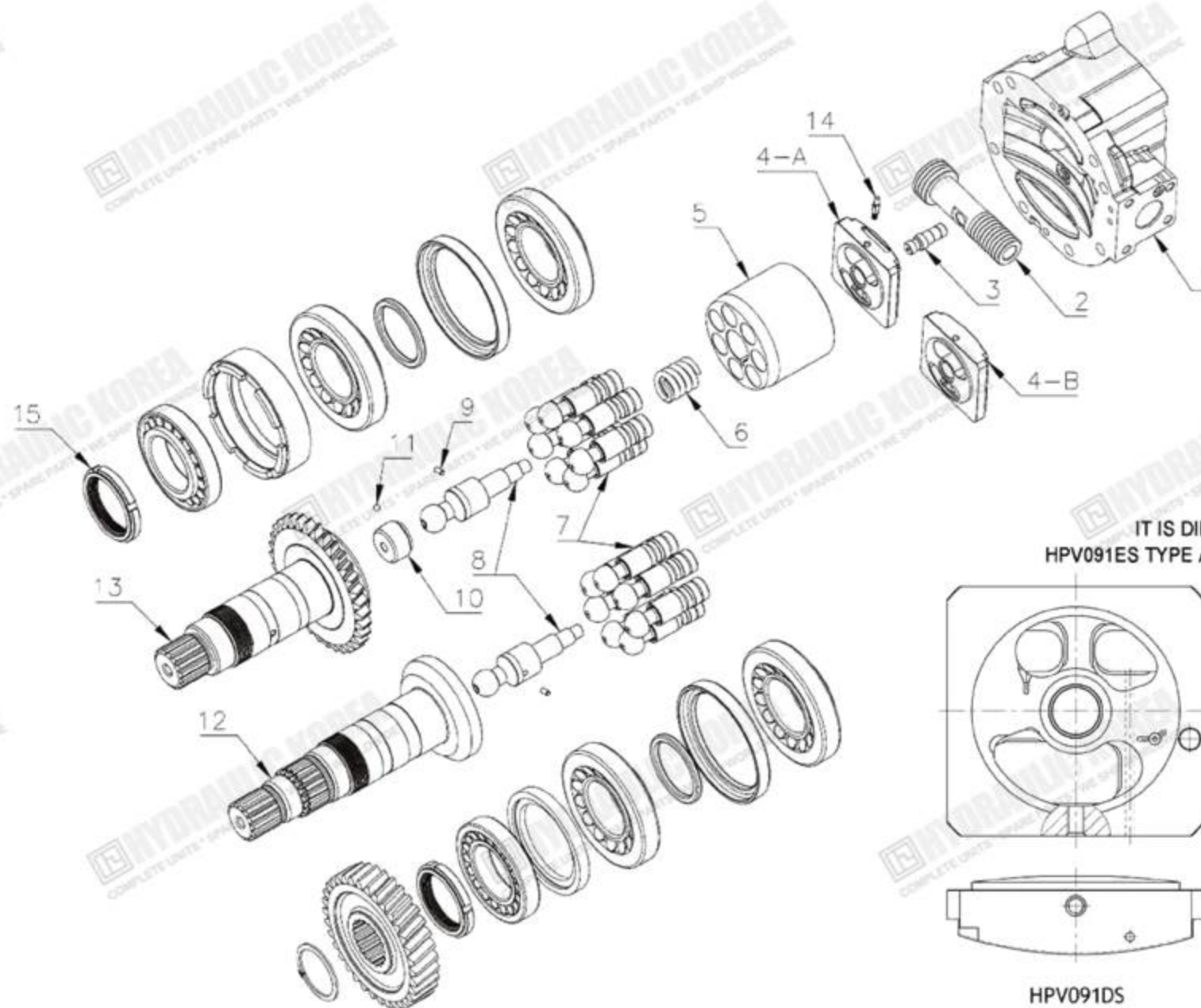
(CW)



(CCW)

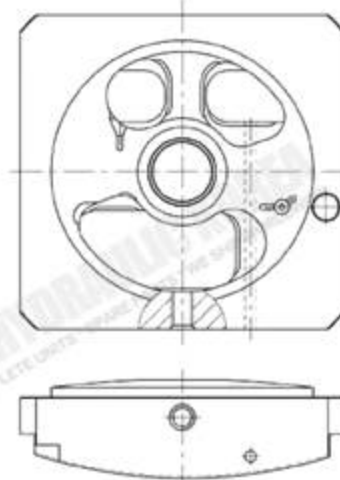


HPVO SERIES HPVO91DS HPVO91ES FOR EX100-2 EX100-3 EX100-5

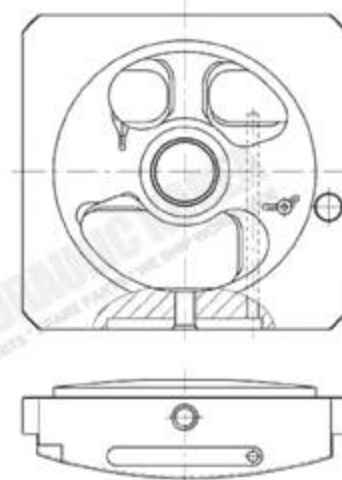


NO.	DESCRIPTION	QTY	REMARKS
1	HEAD COVER	1	
2	SERVO PISTON	1	
3	SERVO PISTON PIN	1	
4-A	VALVE PLATE(ES-TYPE)	1	
4-B	VALVE PLATE(DS-TYPE)	1	
5	ROTOR	1	
6	COIL SPRIN	1	
7	PISTON	14	
8	CENTER PIN	2	
9	PIN OF CENTER PIN	2	
10	HOLDER OF CENTER PIN	1	DS-TYPE
11	BALL OF CENTER PIN	1	DS-TYPE
12	DRIVE SHAFT(ES-TYPE)	1	
13	DRIVE SHAFT(DS-TYPE)	1	
14	BOLT OF VALVE PLATE	1	
15	LOCK NUT	2	
00	SEAL KIT	1	

IT IS DIFFERENT SHAPE BETWEEN
HPV091ES TYPE AND HPV091DS TYPE OF VALVE PLATE

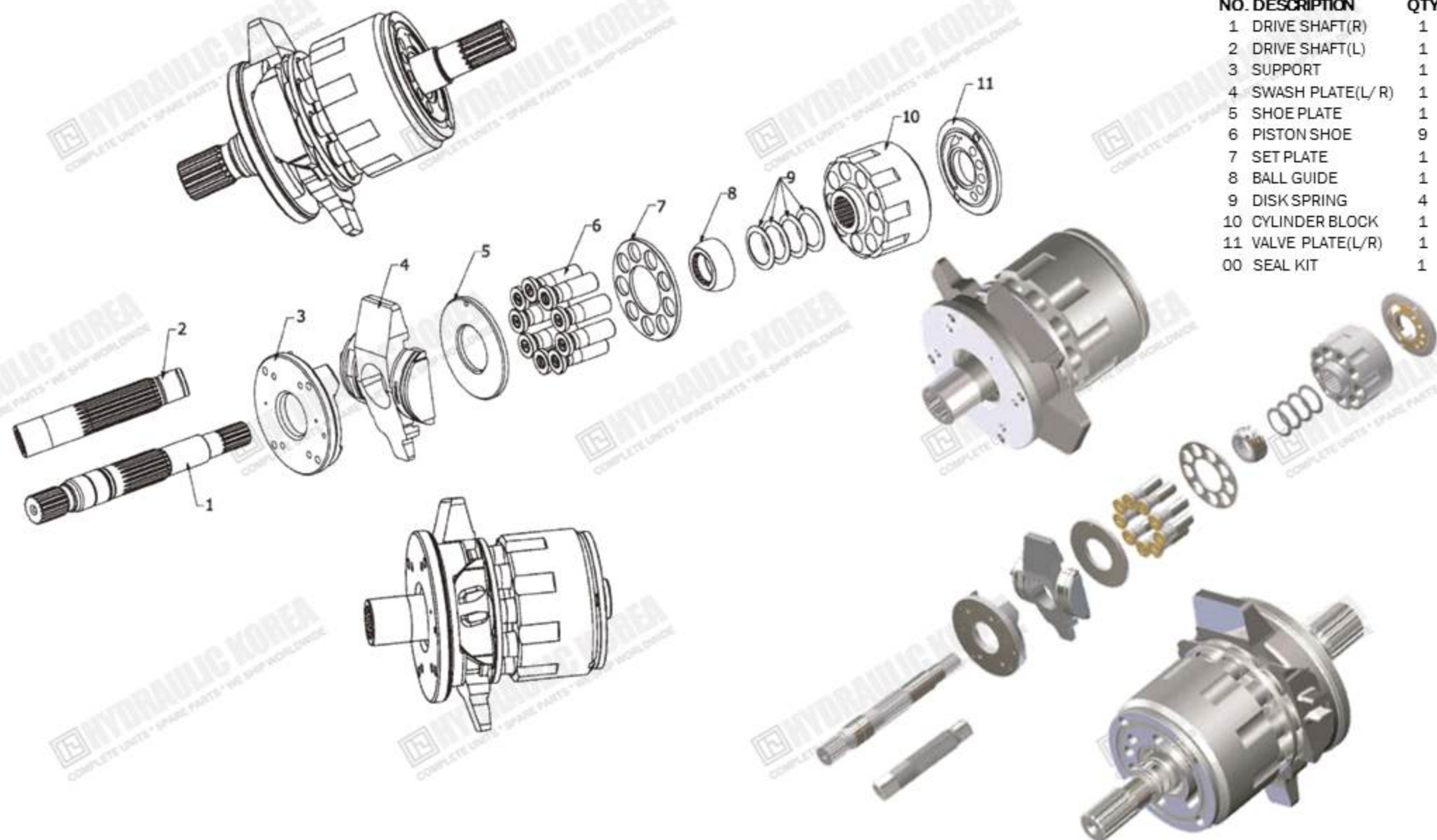


HPV091DS

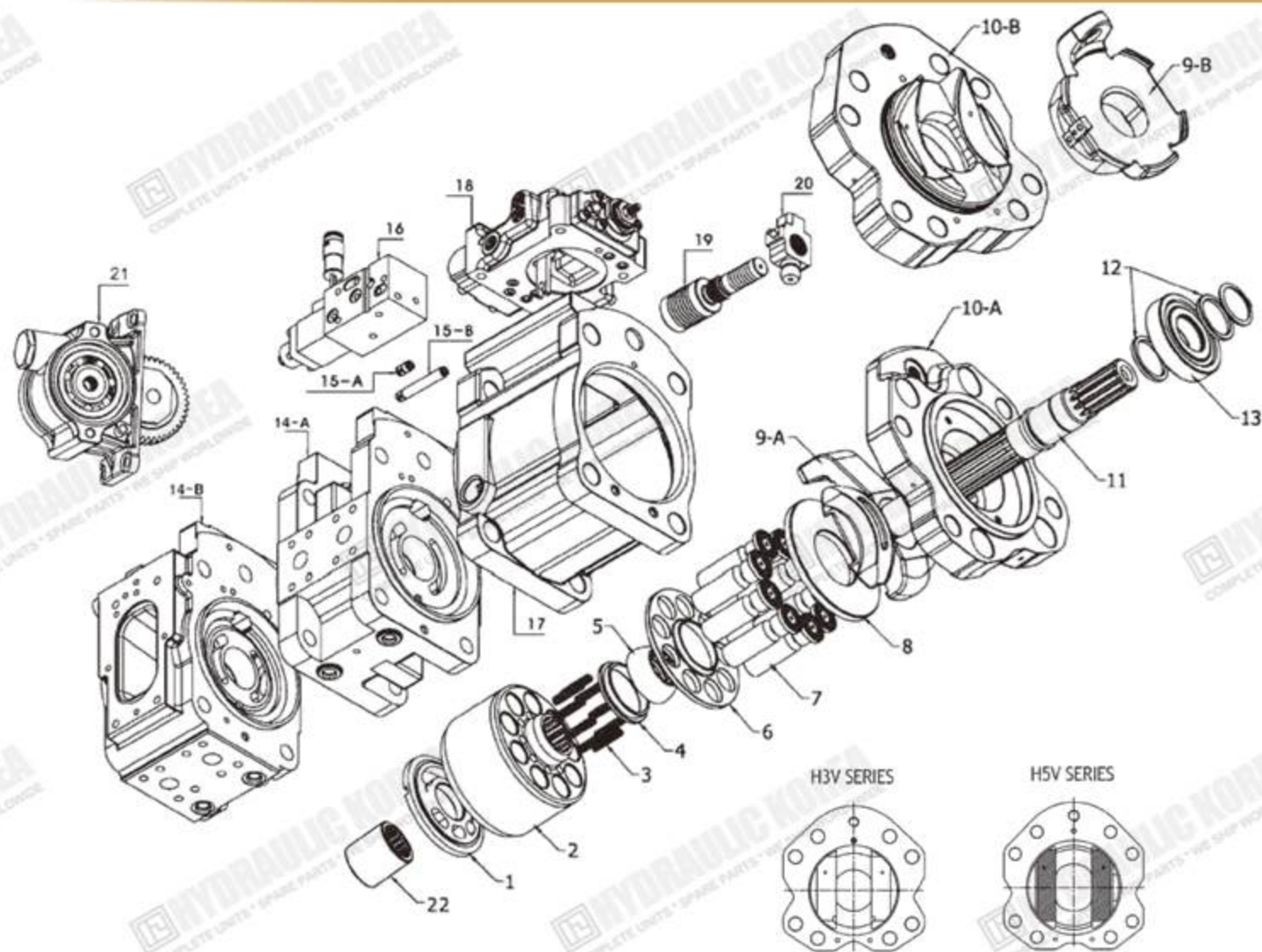


HPV091ES

HPKO SERIES HPKO55K FOR ZAXIS110



K3V K5V SERIES K3V63 K3V112 K3V140 K3V180 K3V280 K5V80 K5V140 K5V160 K5V180 K5V200



NO.	DESCRIPTION	QTY
1	VALVE PLATE(L/R)	1
2	CYLINDER BLOCK	1
3	COIL SPRING	9
4	SPACE OF BALL GUIDE	1
5	BALL GUIDE	1
6	SET PLATE	1
7	PISTON SHOE	9
8	SHOE PLATE	1
9-A	SWASH PLATE	1
9-B	SWASH PLATE(CATERPILAR)	1
10-A	SUPPORT	1
10-B	SUPPORT (CATERPILAR)	1
11	DRIVE SHAFT(FR/RR)	1
12	SPACE OF DRIVE SHAFT	2
13	ROLLER BEARING	1
14-A	VALVE BLOCK	1
14-B	VALVE BLOCK (H3V DTP/H5V SERIES)	1
15-A	CHECK VALVE-SHORT	1
15-B	CHECK VALVE-LONG	1
16	EPR VALVE	1
17	CASE	1
18	REGULATOR ASSY	1
19	SERVO PISTON	1
20	TILTING PIN	1
21	PTO BOX ASSY	1
22	COUPLING	1
00	SEAL KIT	1

H3V SERIES

H5V SERIES



BRASS BRAZING ON THE SLIDE SURFACE
OF H5V SERIES

H3V
SERIES

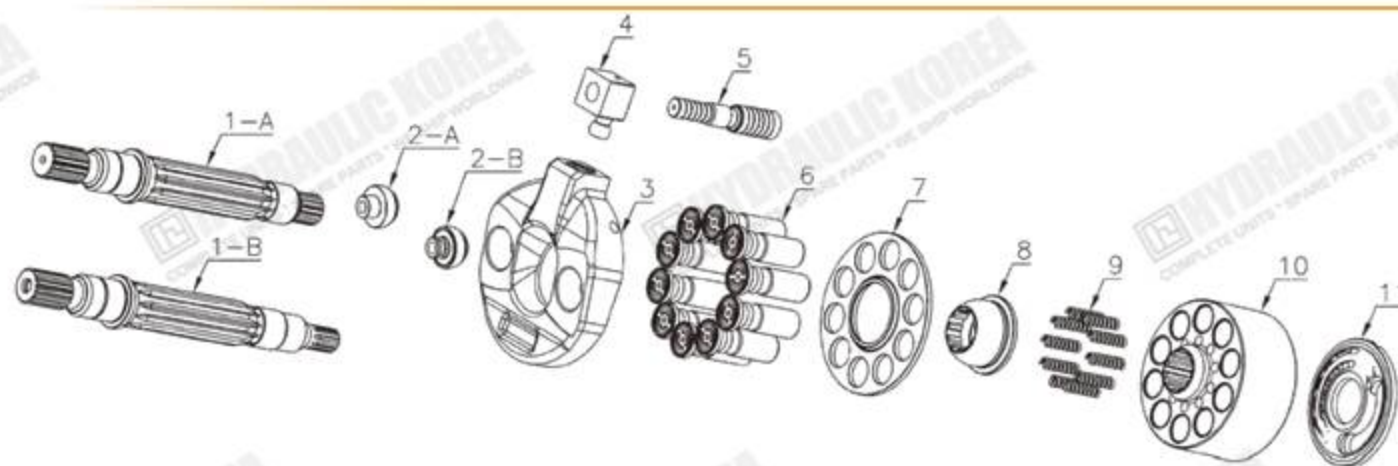
H5V
SERIES

CATERPILAR

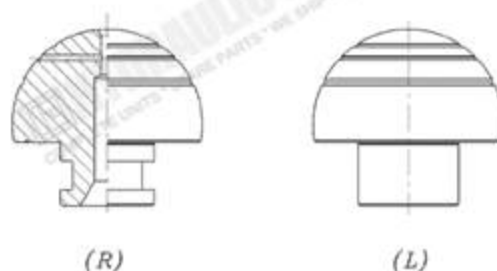
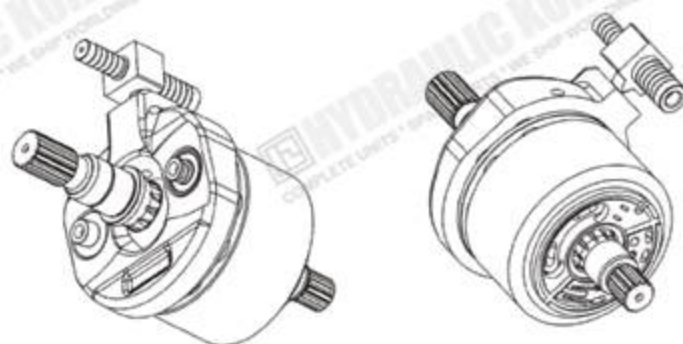


IT IS DIFFERENT SHAPE BETWEEN H3V SERIES AND H5V SERIES

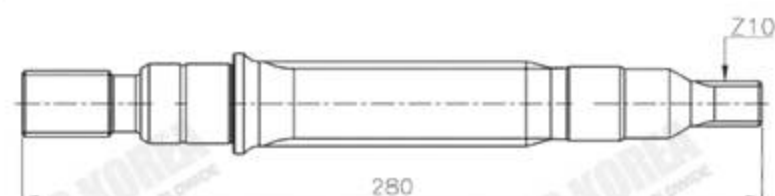
K3SP36C SERIES K3SP36C



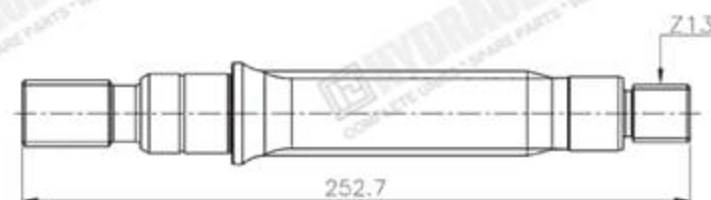
NO.	DESCRIPTION	QTY	REMARKS
1-A	DRIVE SHAFT	1	SINGLE PILOT TYPE
1-B	DRIVE SHAFT	1	DOUBLE PILOT TYPE
2-A	BALL OF SWASH PLATE(L)	1	
2-B	BALL OF SWASH PLATE(R)	1	
3	SWASH PLATE	1	
4	TILTING PIN	1	
5	SERVO PISTON	1	
6	PISTON SHOE	10	
7	SET PLATE	1	
8	BALL GUIDE	1	
9	COIL SPRING	10	
10	CYLINDER BLOCK	1	
11	VALVE PLATE	1	
00	SEAL KIT	1	



IT IS DIFFERENT SHAPE BETWEEN R TYPE AND L TYPE OF BALL



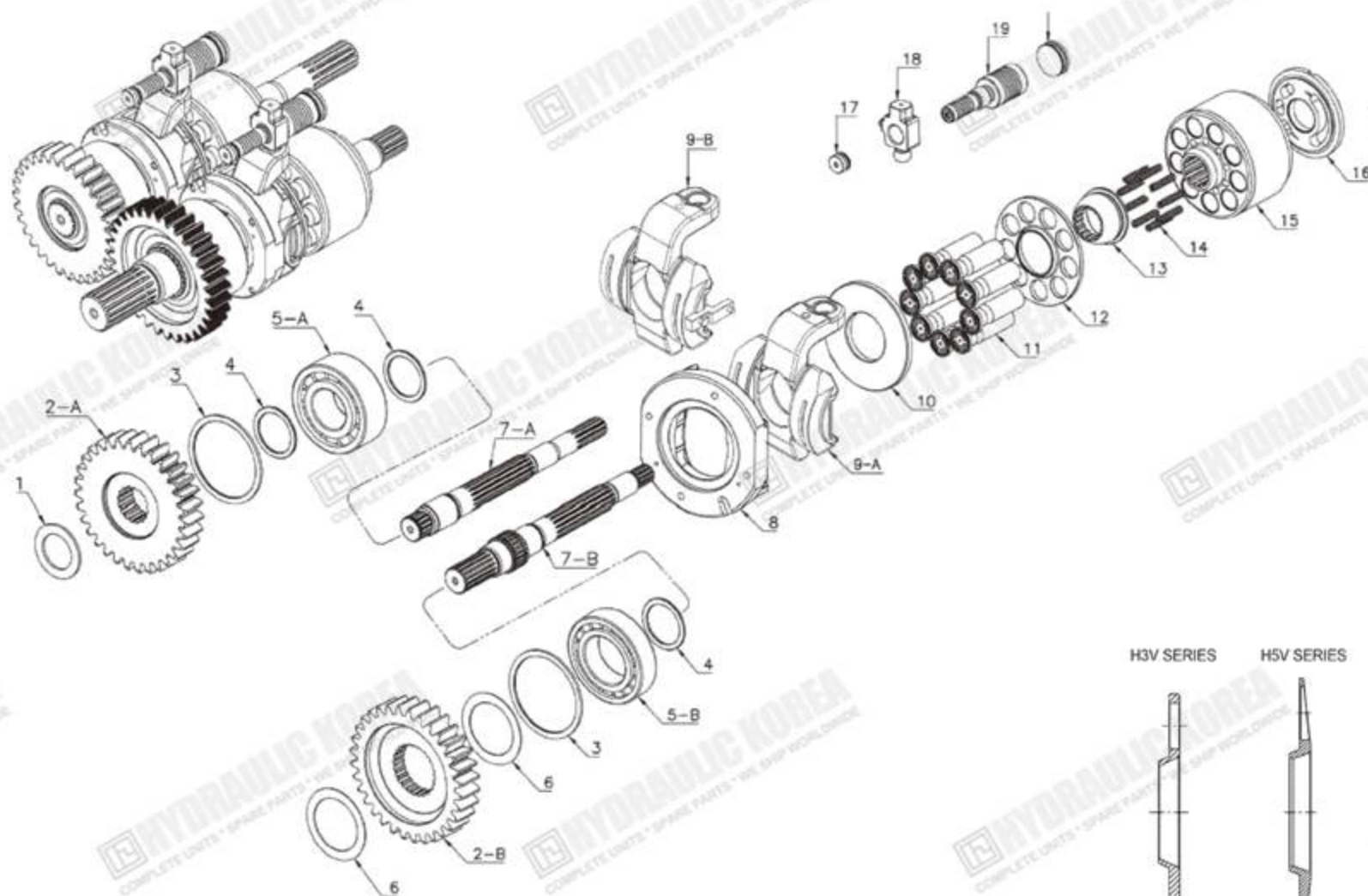
DOUBLE PILOT TYPE



SINGLE PILOT TYPE

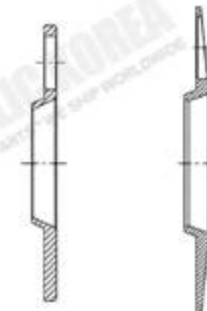
IT IS DIFFERENT SHAPE BETWEEN DOUBLE AND SINGLE PILOT TYPE OF DRIVE SHAFT

K3V K5V SERIES K3V112DP K5V160DP K5V200DP(DPH)




NO.	DESCRIPTION	QTY
1	ISPACE OFIDLER GEAR	1
2-A	IIDLER GEARL	1
2-B	IDLER GEARR	1
3	ISPACE OF BEARING-OUT	2
4	ISPACE OF BEARING-IN	3
5-A	IBEARING-L	1
5-B	IBEARING-R	1
6	ISHIM OF DRIVESHAFT	2
7-A	DRIVE SHAFTL	1
7-B	DRIVE SHAFT-R	1
8	SUPPORT	1
9-A	SWASHPLATE	1
9-B	SWASH PLATE (SENSOR TYPE)	1
10	SHOE PLATE	1
11	PISTON SHOE	9
12	SET PLATE	1
13	BALL GUIDE	1
14	COIL SPRING	9
15	CYLINDER BLOCK	1
16	VALVE PLATE(L/R)	1
17	STOPPER-SMALL	1
18	TILTING PIN	1
19	SERVO PISTON	1
20	STOPPER-BIG	1
00	SEAL KIT	1

H3V SERIES H5V SERIES



IT IS DIFFERENT SHAPE BETWEEN
H3V SERIES AND H5V SERIES

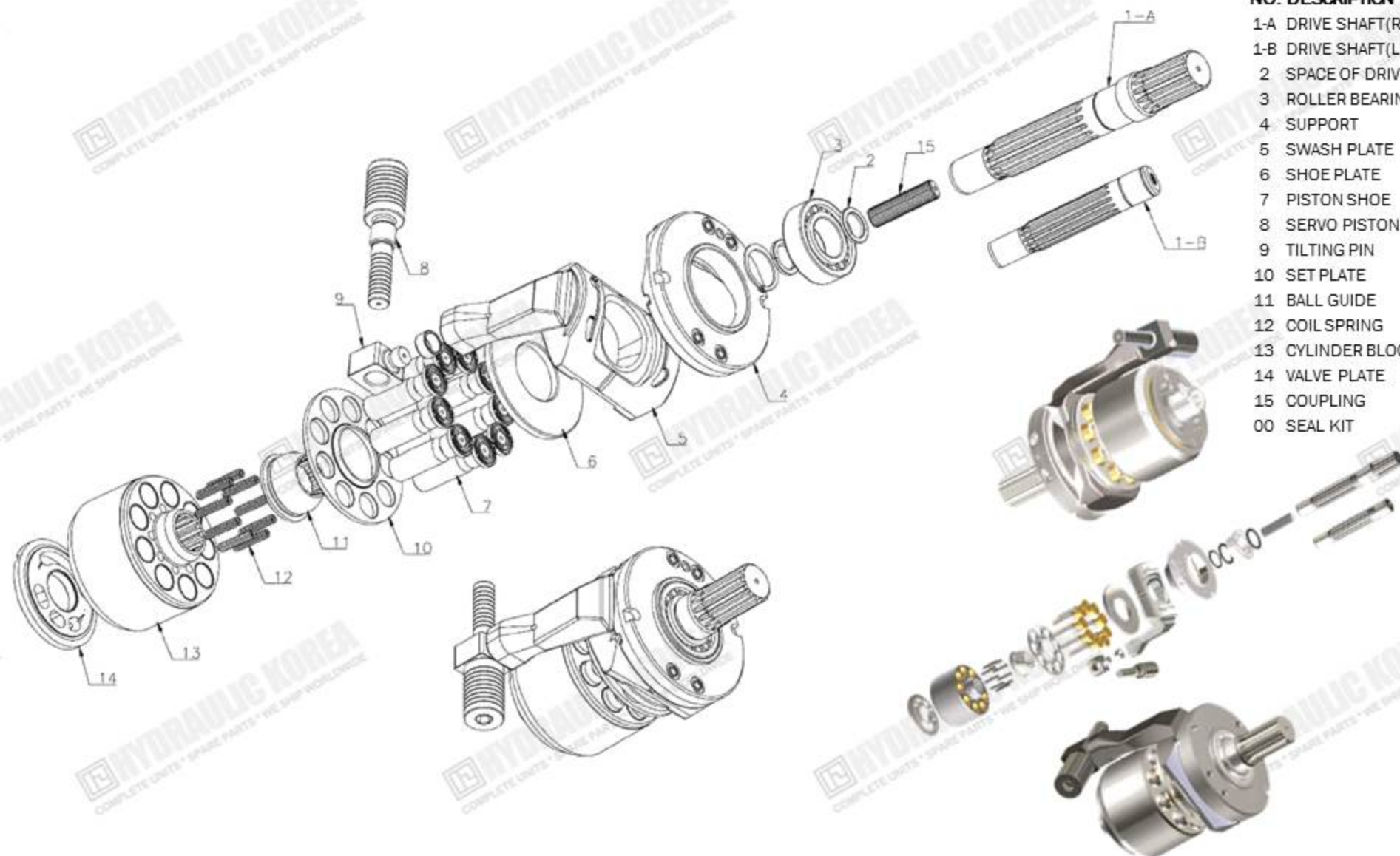
H5V200DPH



IT IS DIFFERENT DRIVE SHAFT

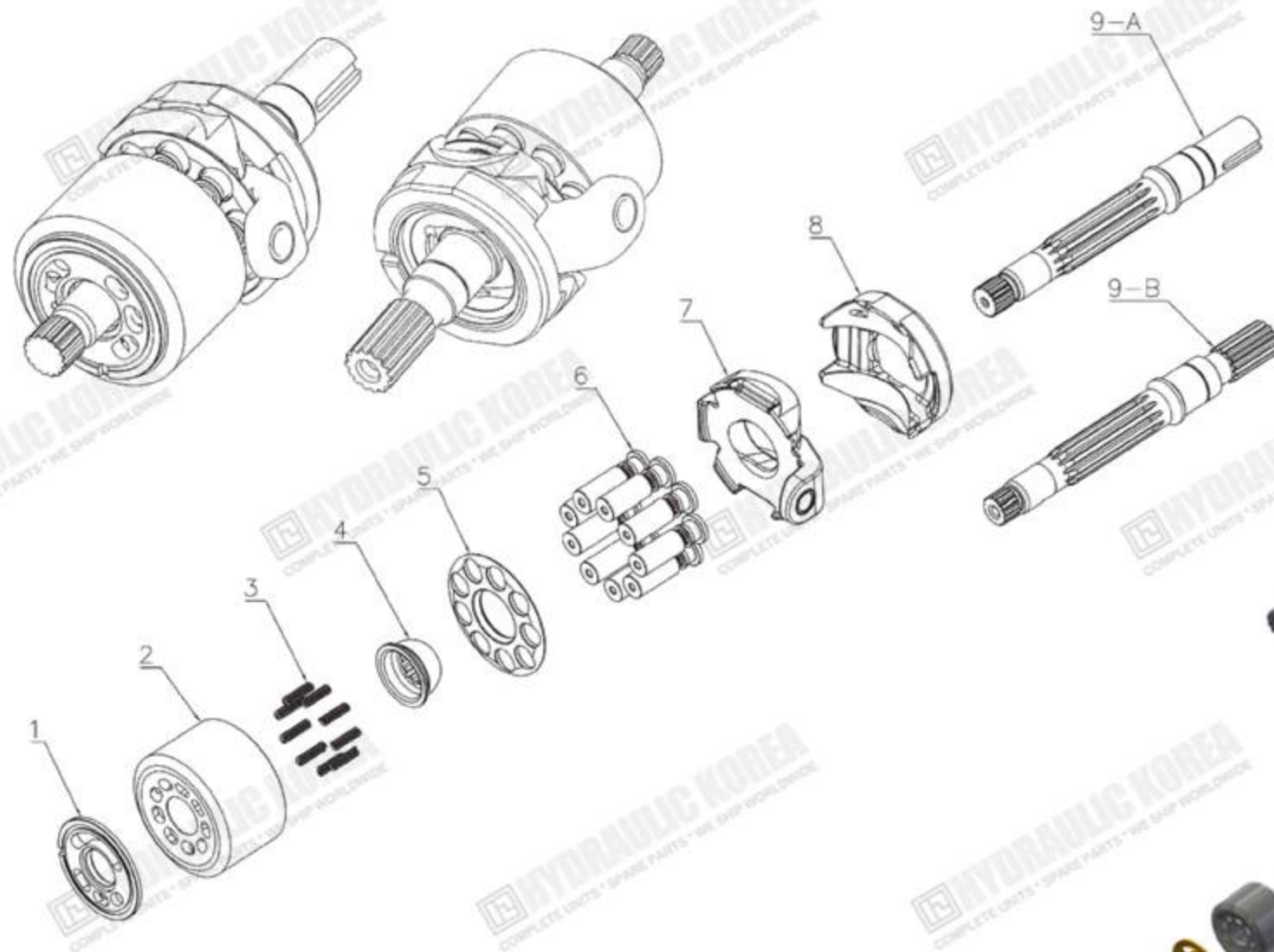
K3V63BDT 112BDT FOR KOLBECO

K3DT/112BDT FOR SK100-3 SK100-5 SK120-3 SK120-5 SK200-3 SK200-5 SK220-3 SK220-5



NO.	DESCRIPTION	QTY
1-A	DRIVE SHAFT(R)	1
1-B	DRIVE SHAFT(L)	1
2	SPACE OF DRIVE SHAFT	2
3	ROLLER BEARING	1
4	SUPPORT	1
5	SWASH PLATE	1
6	SHOE PLATE	1
7	PISTON SHOE	9
8	SERVO PISTON	1
9	TILTING PIN	1
10	SET PLATE	1
11	BALL GUIDE	1
12	COIL SPRING	9
13	CYLINDER BLOCK	1
14	VALVE PLATE	1
15	COUPLING	1
00	SEAL KIT	1

K3VL SERIES K3VL28 K3VL45 K3VL60 K3VL80 K3VL112 K3VL140 K3VL160 K3VL200



NO.	DESCRIPTION	QTY	REMARKS
1	VALVE PLATE	1	
2	CYLINDER BLOCK	1	
3	COIL SPRING	9	
4	BALL GUIDE	1	
5	SET PLATE	1	
6	PISTON SHOE	9	
7	SWASH PLATE	1	
8	SUPPORT	1	
9-A	DRIVE SHAFT (KEY TYPE)	1	ISO/SAE
9-B	DRIVE SHAFT (SPLINE TYPE)	1	
00	SEAL KIT	1	



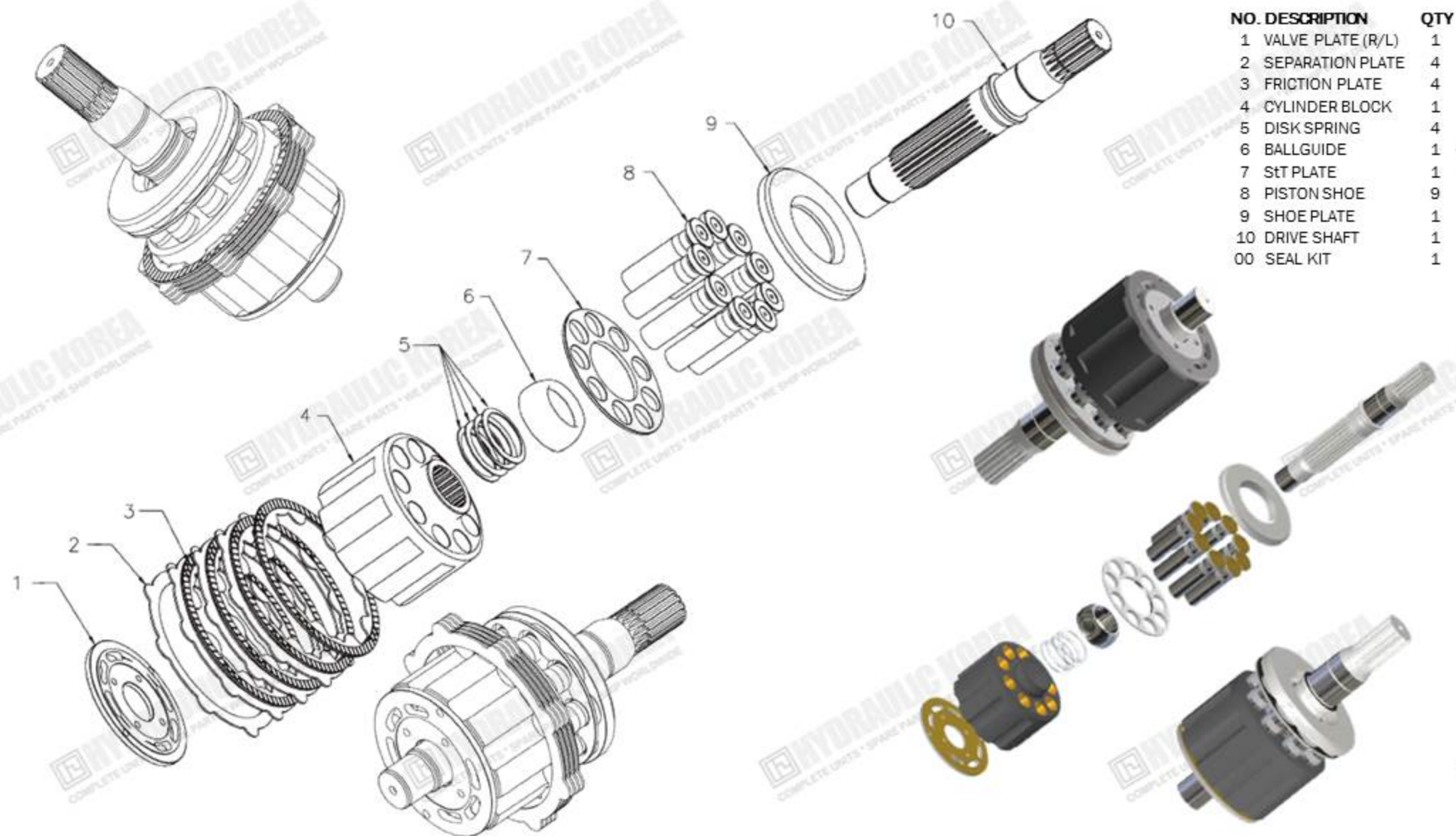
K7V SERIES K7V63 K7V100



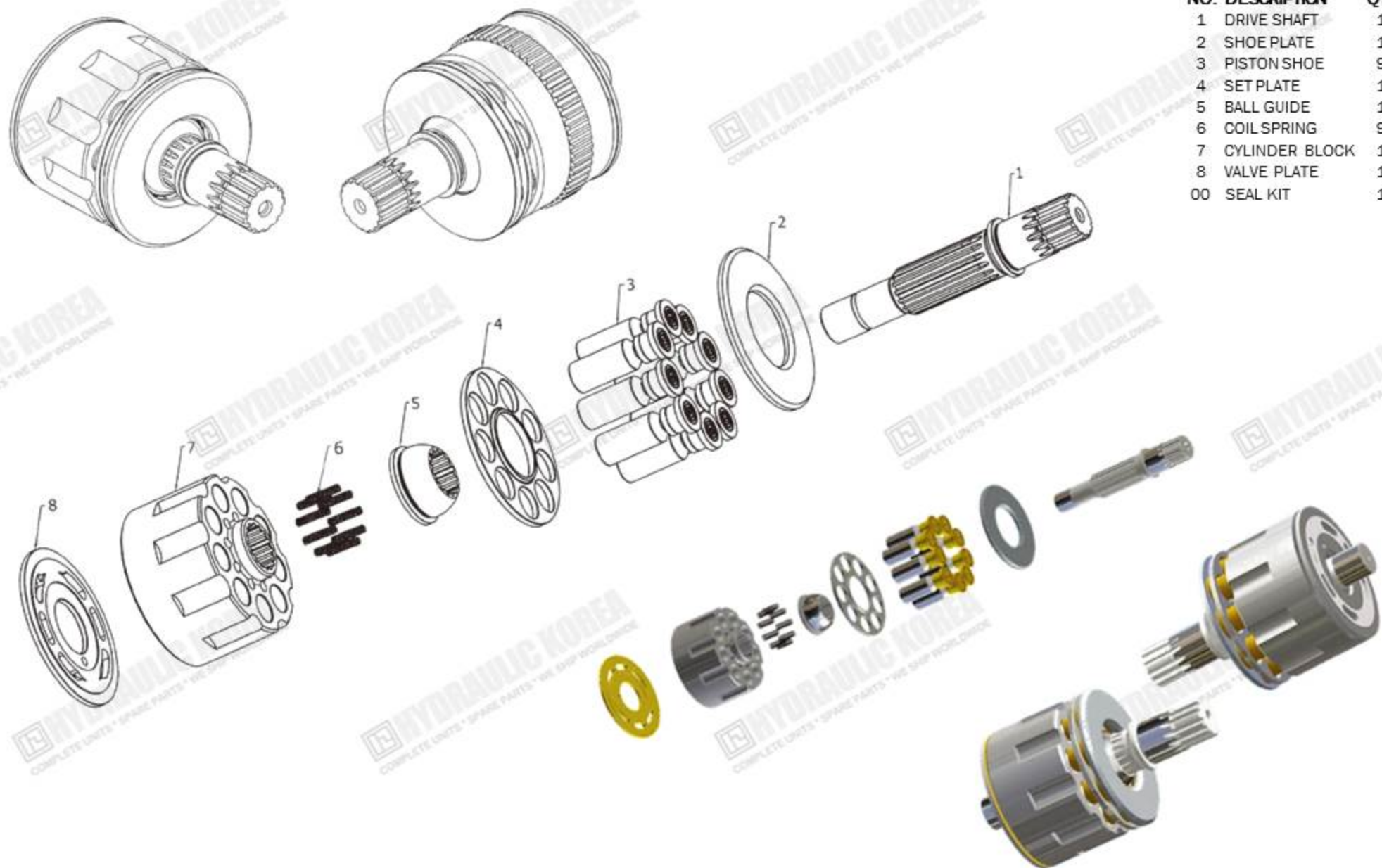
NO.	DESCRIPTION	QTY
1	VALVE PLATE (UR)	1
2	CYLINDER BLOCK	1
3	COIL SPRING	6
4	BALL GUIDE	1
5	SET PLATE	1
6	PISTON SHOE	9
7	SHOE PLATE	1
8	SWASH PLATE	1
9	SUPPORT	1
10-A	DRIVE SHAFT (L)	1
10-B	DRIVE SHAFT (R)	1
00	SEAL KIT	1



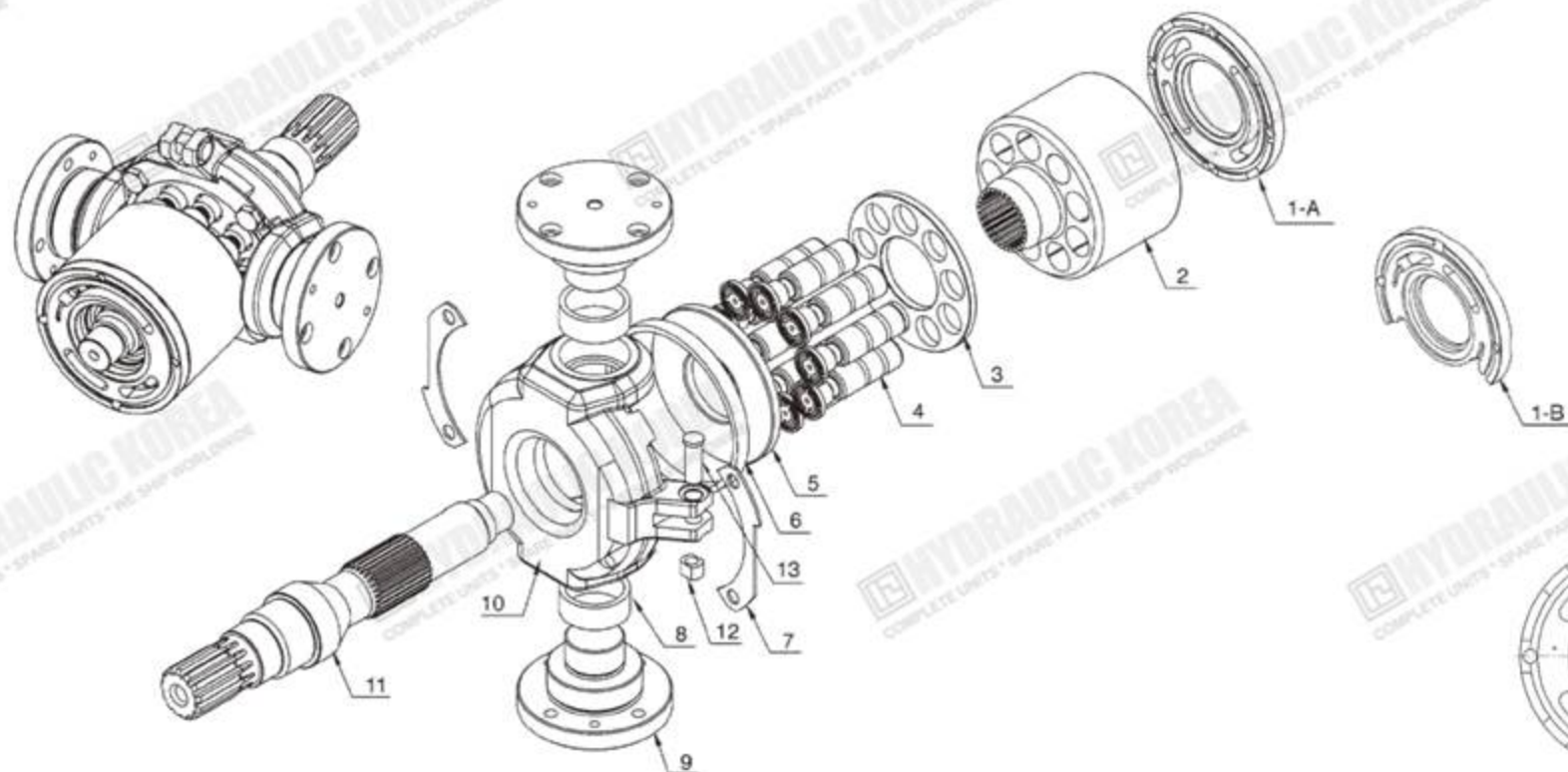
HMSO SERIES HMSO67 HMSO72 FOR ZAXIS110



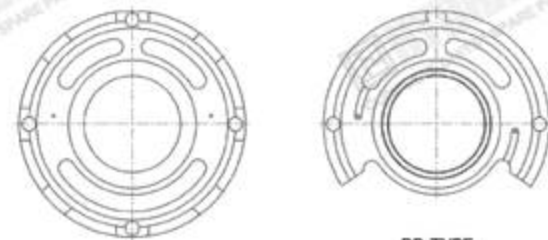
JMF SERIES JMF64 JMF72 JMF151 JMF195



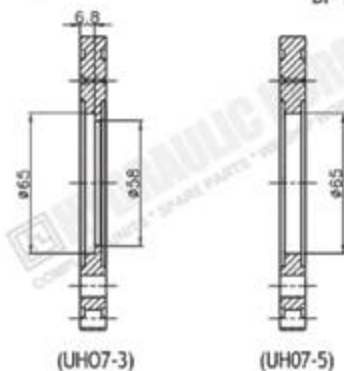
KVC SERIES KVC925(DP) KVC930(DP) KVC932(DP)



NO.	DESCRIPTION	QTY	REMARKS
1-A	VALVE PLATE	1	
1-B	VALVE PLATE (DP)	1	DP
2	CYLINDER BLOCK	1	
3	SET PLATE	1	
4	PISTON SHOE	9	
5	SHOE PLATE	1	
6	GUIDE RING	1	IKVC930/932
7	FIX PLATE	2	
8	AXLE BUSHING	2	
9	AXLE SHAFT	2	
10	SWASH PLATE	1	
11	DRIVE SHAFT	1	
12	GUIDE PIECE	1	KVC925
13	PIN OF SWASH PLATE	1	KVC925/932
00	SEAL KIT	1	



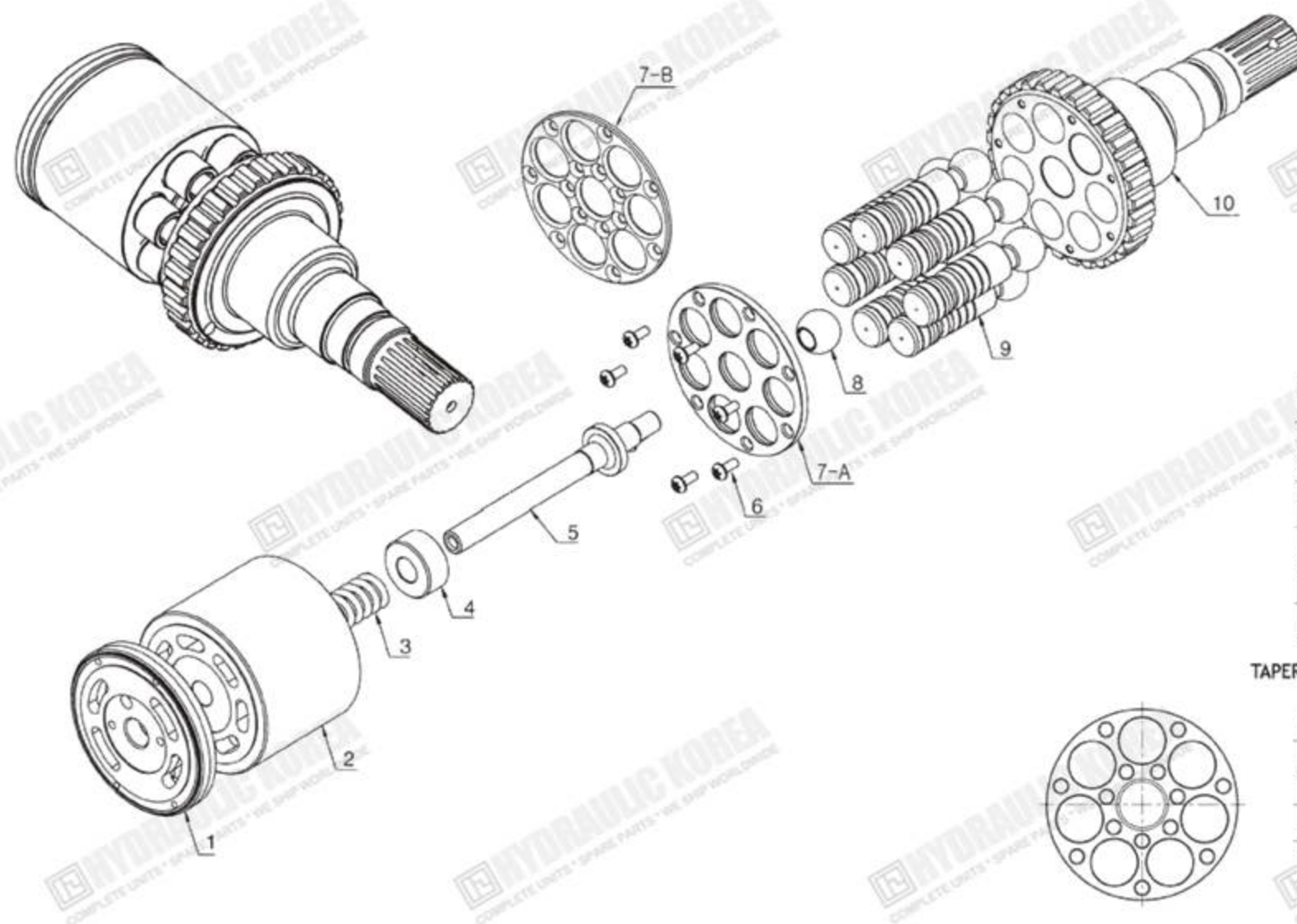
DP-TYPE



(UH07-3)


(UH07-5)

KMF KPV SERIES KMF40 KMF90 KMF160 KPV90 KPV105



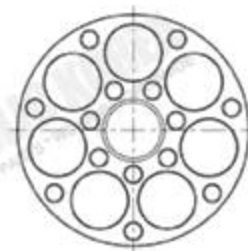
NO.	DESCRIPTION	QTY	REMARKS
1	VALVE PLATE	1	
2	CYLINDER BLOCK	1	
3	COIL SPRING	1	
4	HOLDER	1	
5	CENTER PIN	1	
6	SOCKET BOLT	7	
7-A	RETAINER PLATE	1	7-BOLT
7-B	RETAINER PLATE	1	14-BOLT
8	CENTER BALL	1	
9	PISTON	7	
10	DRIVE SHAFT	1	
00	SEAL KIT	1	

RETAINER PLATE



TAPER TYPE

FILLET TYPE



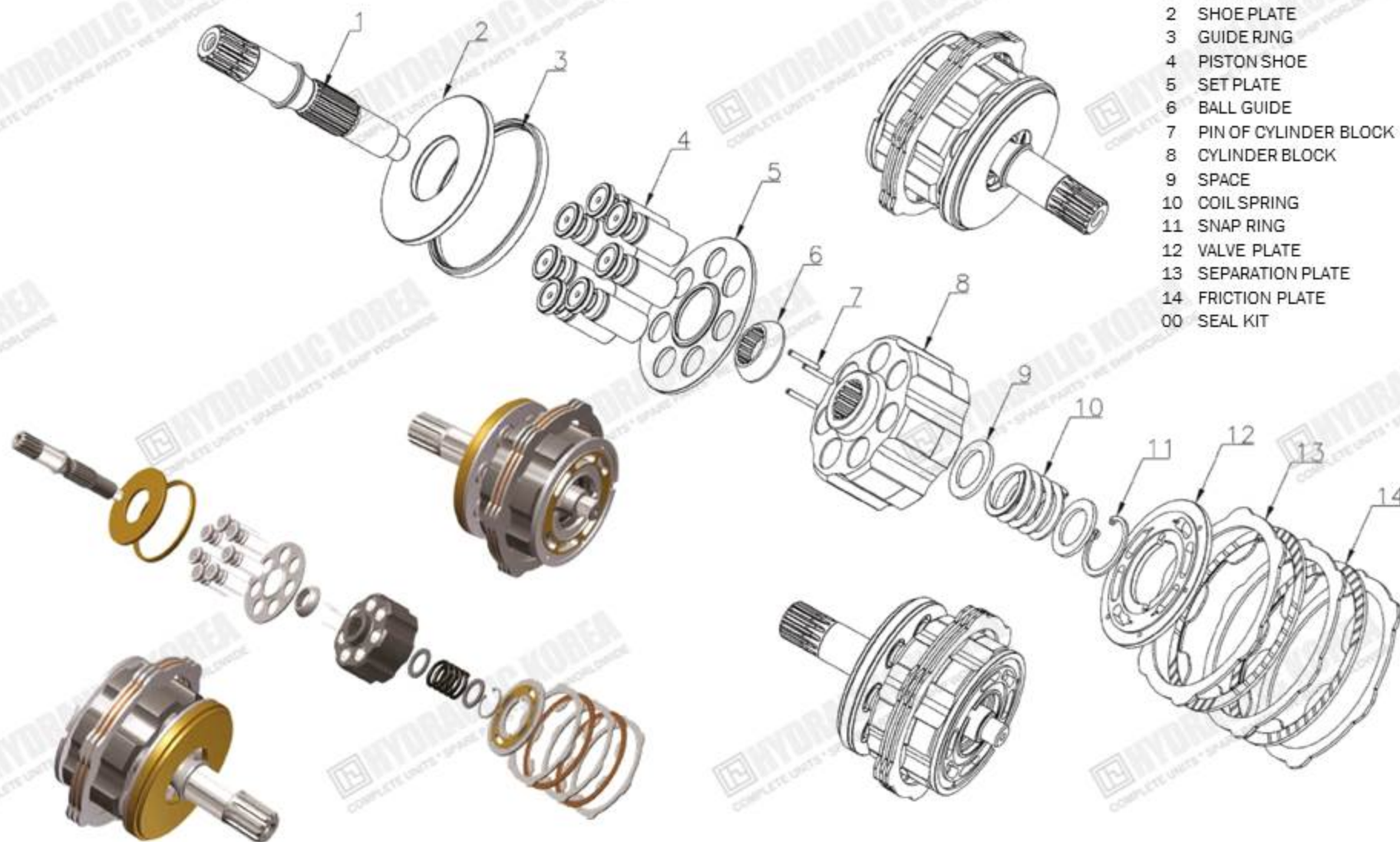
14-BOLT TYPE



7-BOLT TYPE

IT IS DIFFERENT SHAPE BETWEEN 7-BOLT TYPE AND 14-BOLT TYPE

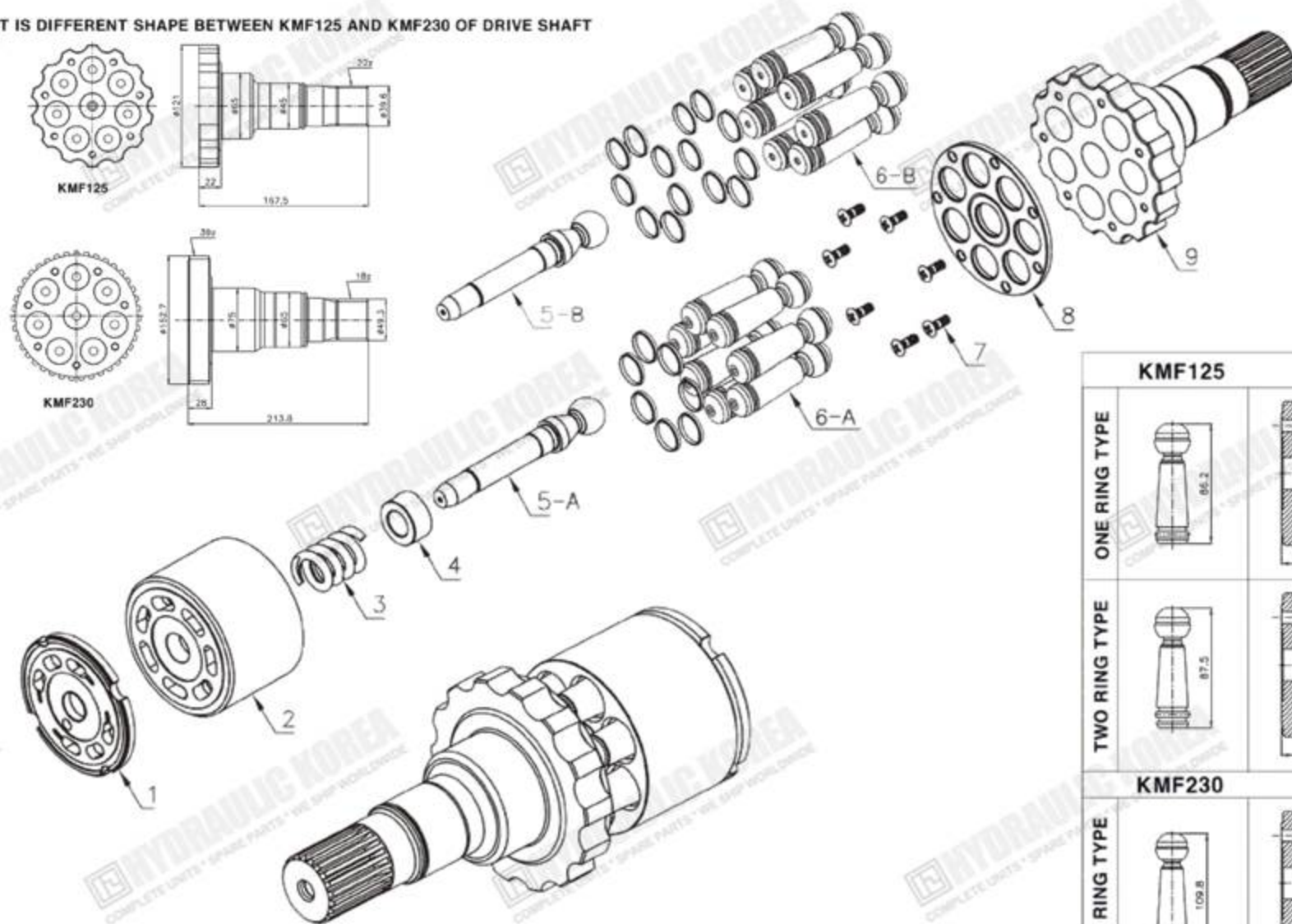
KMF SERIES KMF41



NO	DESCRIPTION	QTY
1	DRIVE SHAFT	1
2	SHOE PLATE	1
3	GUIDE RING	1
4	PISTON SHOE	7
5	SET PLATE	1
6	BALL GUIDE	1
7	PIN OF CYLINDER BLOCK	3
8	CYLINDER BLOCK	1
9	SPACE	2
10	COIL SPRING	1
11	SNAP RING	1
12	VALVE PLATE	1
13	SEPARATION PLATE	3
14	FRICTION PLATE	2
00	SEAL KIT	1

KMF SERIES KMF125 KMF230 FOR KOMATSU

IT IS DIFFERENT SHAPE BETWEEN KMF125 AND KMF230 OF DRIVE SHAFT

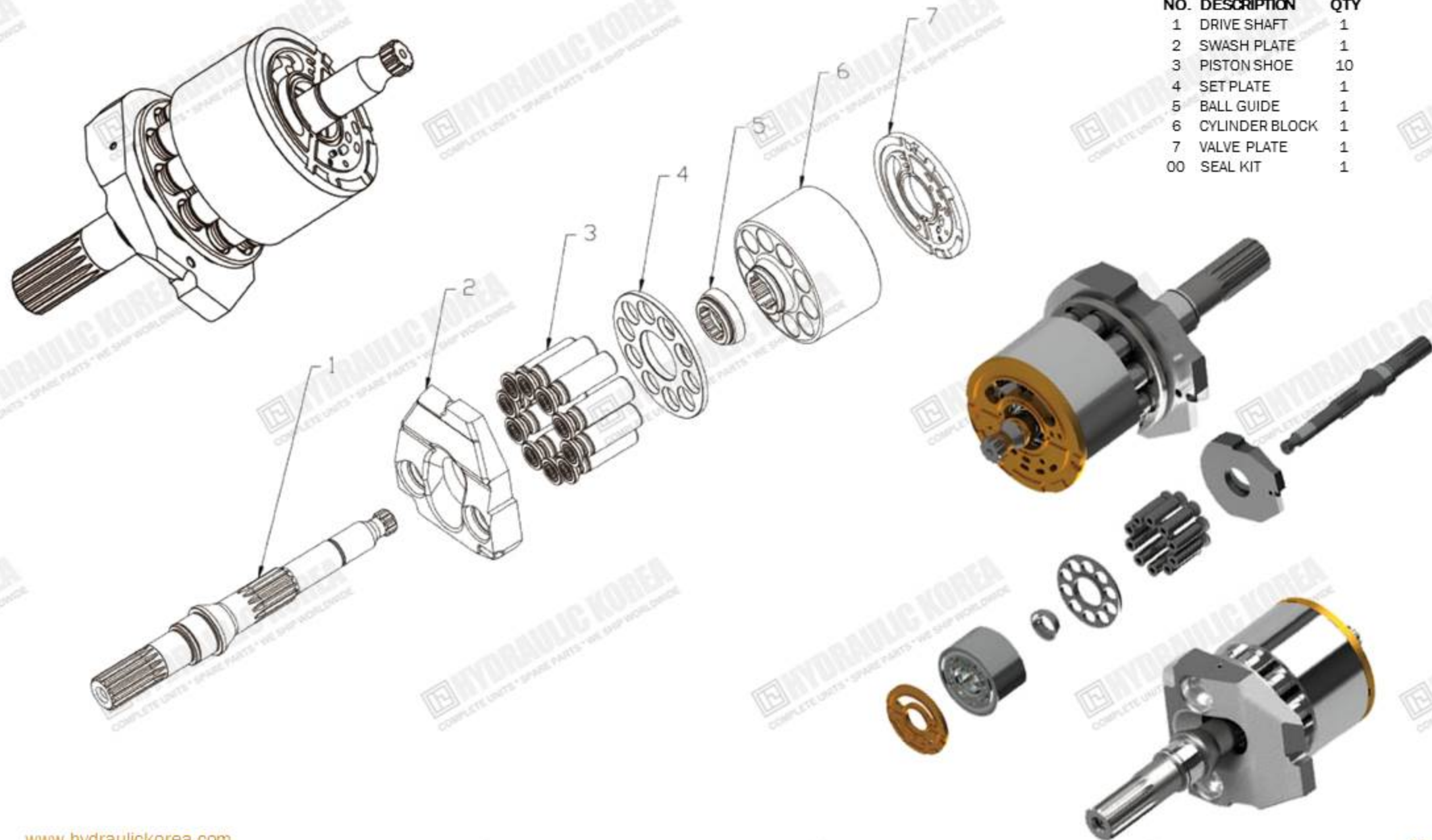


NO.	DESCRIPTION	QTY	REMARKS
1	VALVE PLATE(UR)	1	
2	CYLINDER BLOCK	1	
3	COILSPRING	1	
4	HOLDER	7	
5-A	CENTER PIN	1	L=147.3
5-B	CENTER PIN	1	L=152.3
6-A	PISTON (ONE RING TYPE)	7	
6-B	PISTON (TWO RINGTYPE)	7	
7	SOCKET BOLT	7	
8	RETAINER PLATE	1	
9	DRIVE SHAFT	1	
00	SEAL KIT	1	

KMF125			
ONE RING TYPE			
TWO RING TYPE			
KMF230			
TWO RING TYPE			

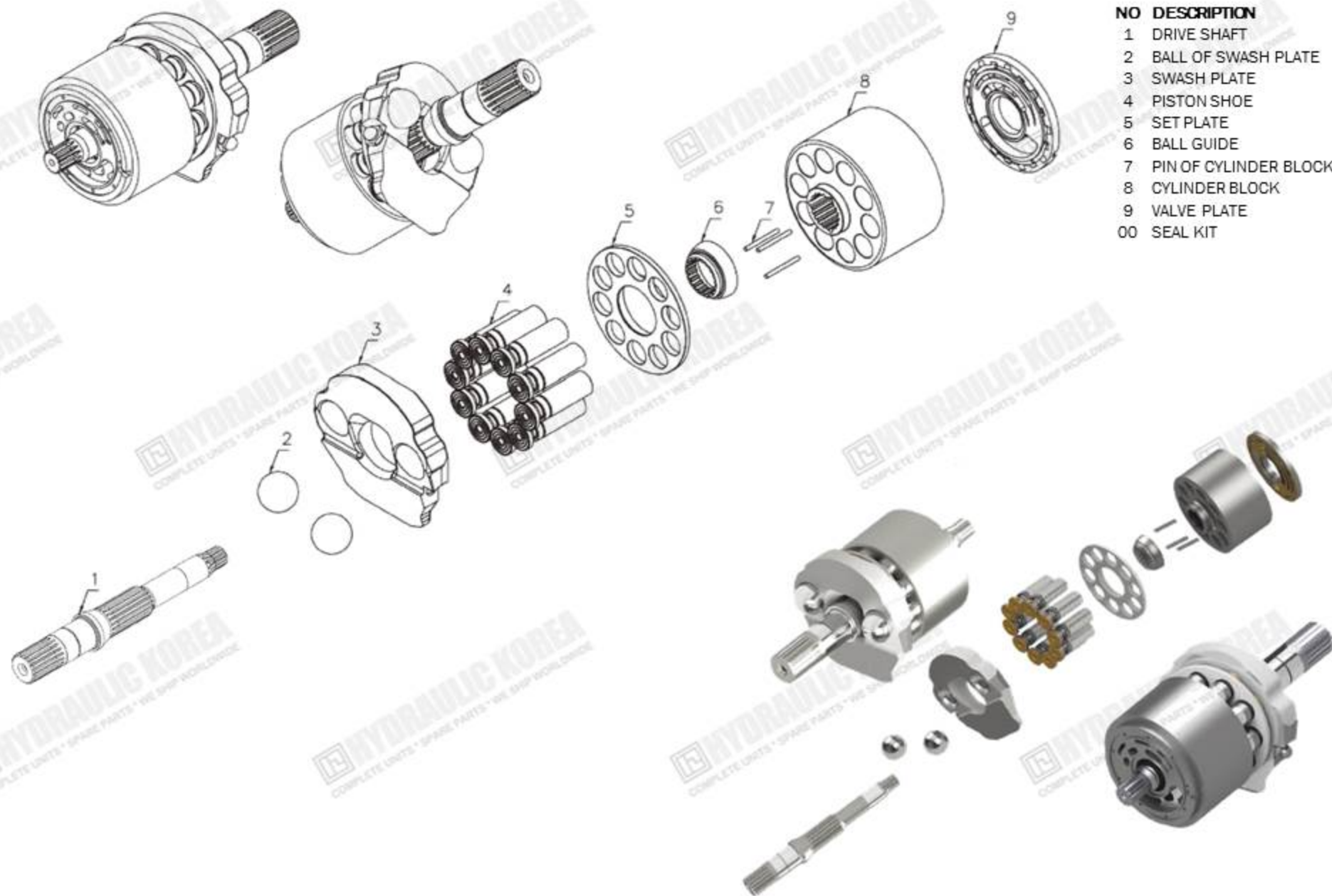
IT IS DIFFERENT SHAPE BETWEEN ONE RING TYPE AND TWO RING TYPE OF PISTON

LPD25P SERIES LPD25P



NO.	DESCRIPTION	QTY
1	DRIVE SHAFT	1
2	SWASH PLATE	1
3	PISTON SHOE	10
4	SET PLATE	1
5	BALL GUIDE	1
6	CYLINDER BLOCK	1
7	VALVE PLATE	1
00	SEAL KIT	1

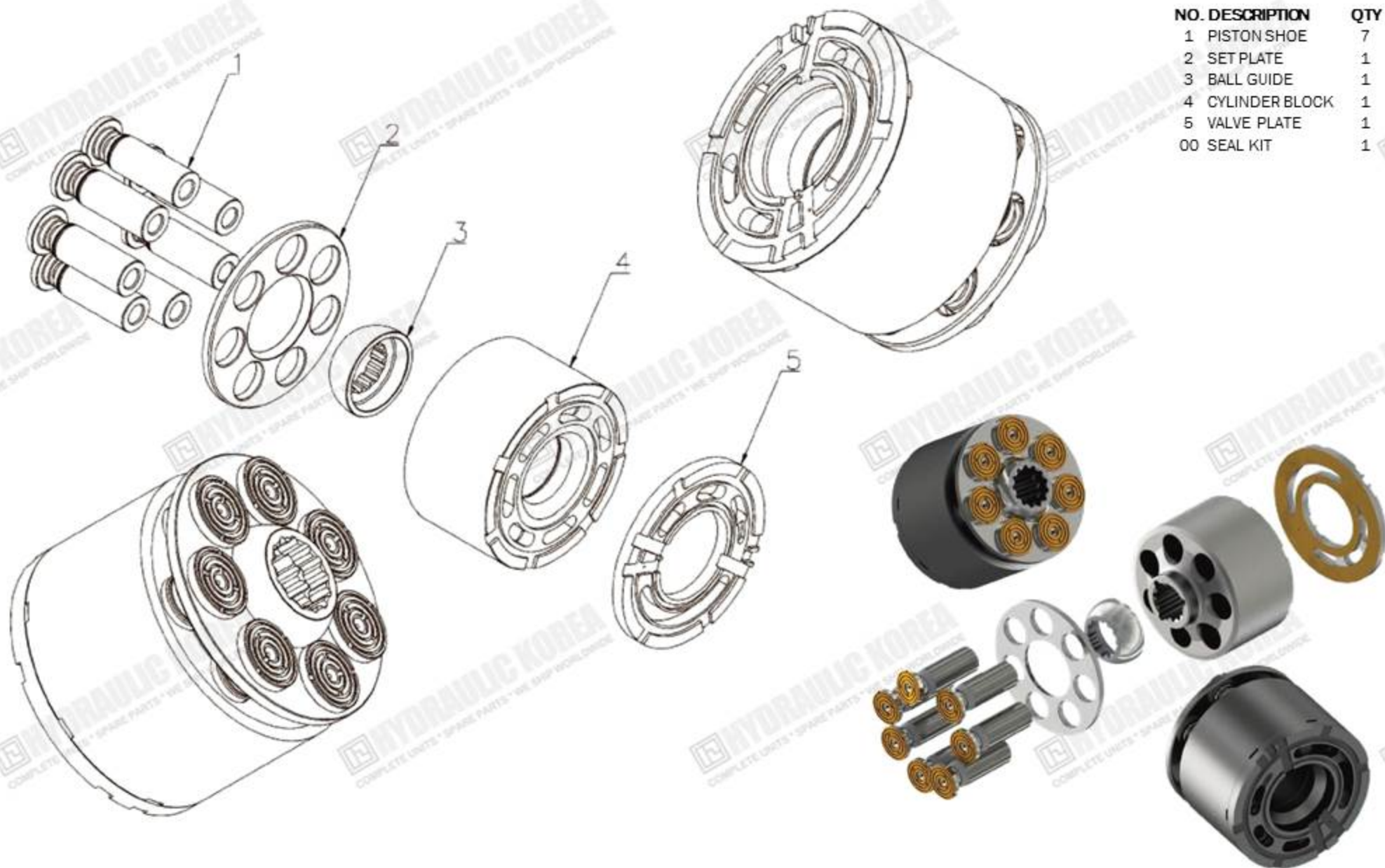
LPD45 (PC78) SERIES FOR KOMATSU LPD45



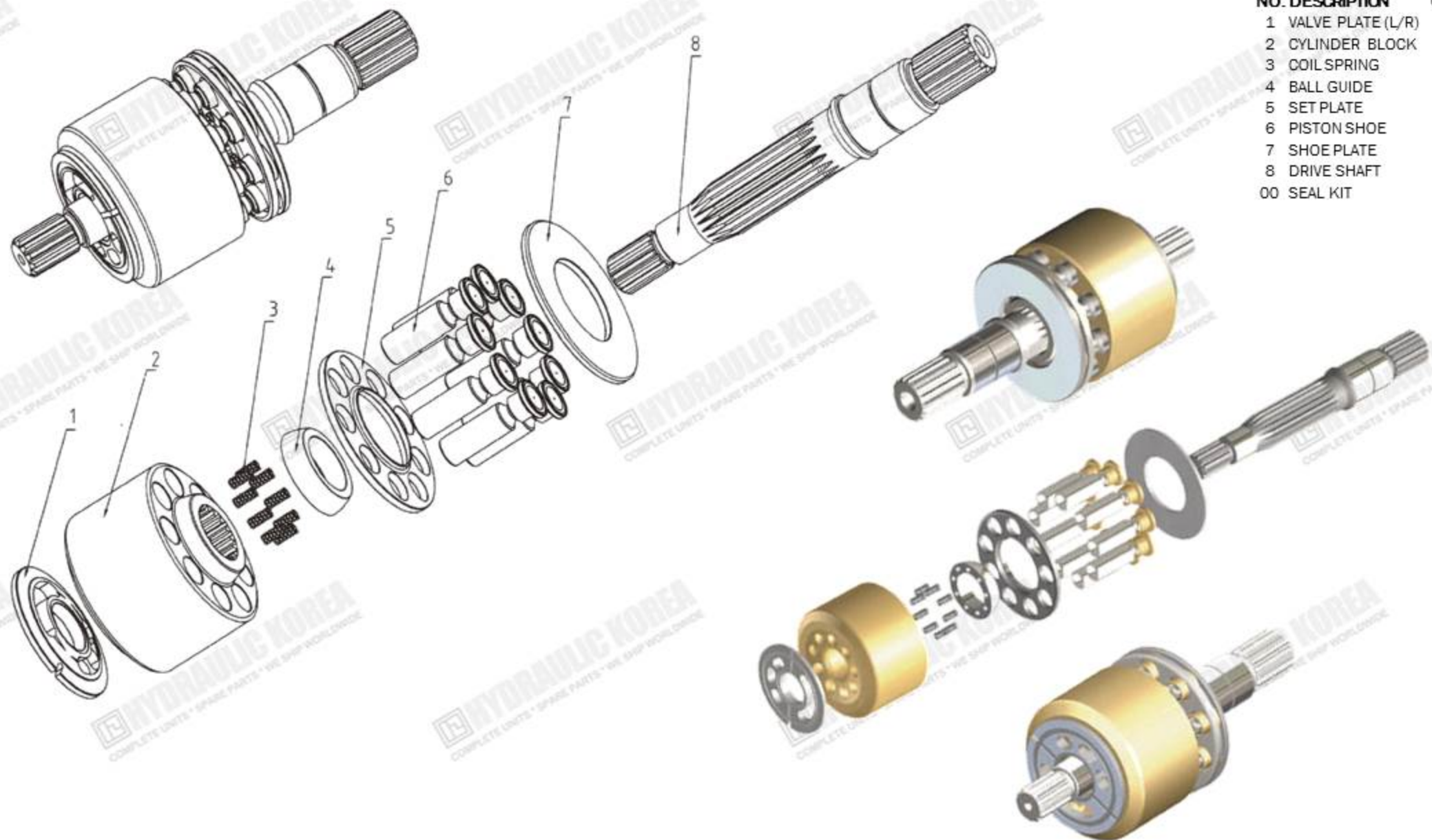
NO	DESCRIPTION	QTY
1	DRIVE SHAFT	1
2	BALL OF SWASH PLATE	2
3	SWASH PLATE	1
4	PISTON SHOE	10
5	SET PLATE	1
6	BALL GUIDE	1
7	PIN OF CYLINDER BLOCK	3
8	CYLINDER BLOCK	1
9	VALVE PLATE	1
00	SEAL KIT	1

LPV30 SERIES LPV30

NO.	DESCRIPTION	QTY
1	PISTON SHOE	7
2	SET PLATE	1
3	BALL GUIDE	1
4	CYLINDER BLOCK	1
5	VALVE PLATE	1
00	SEAL KIT	1

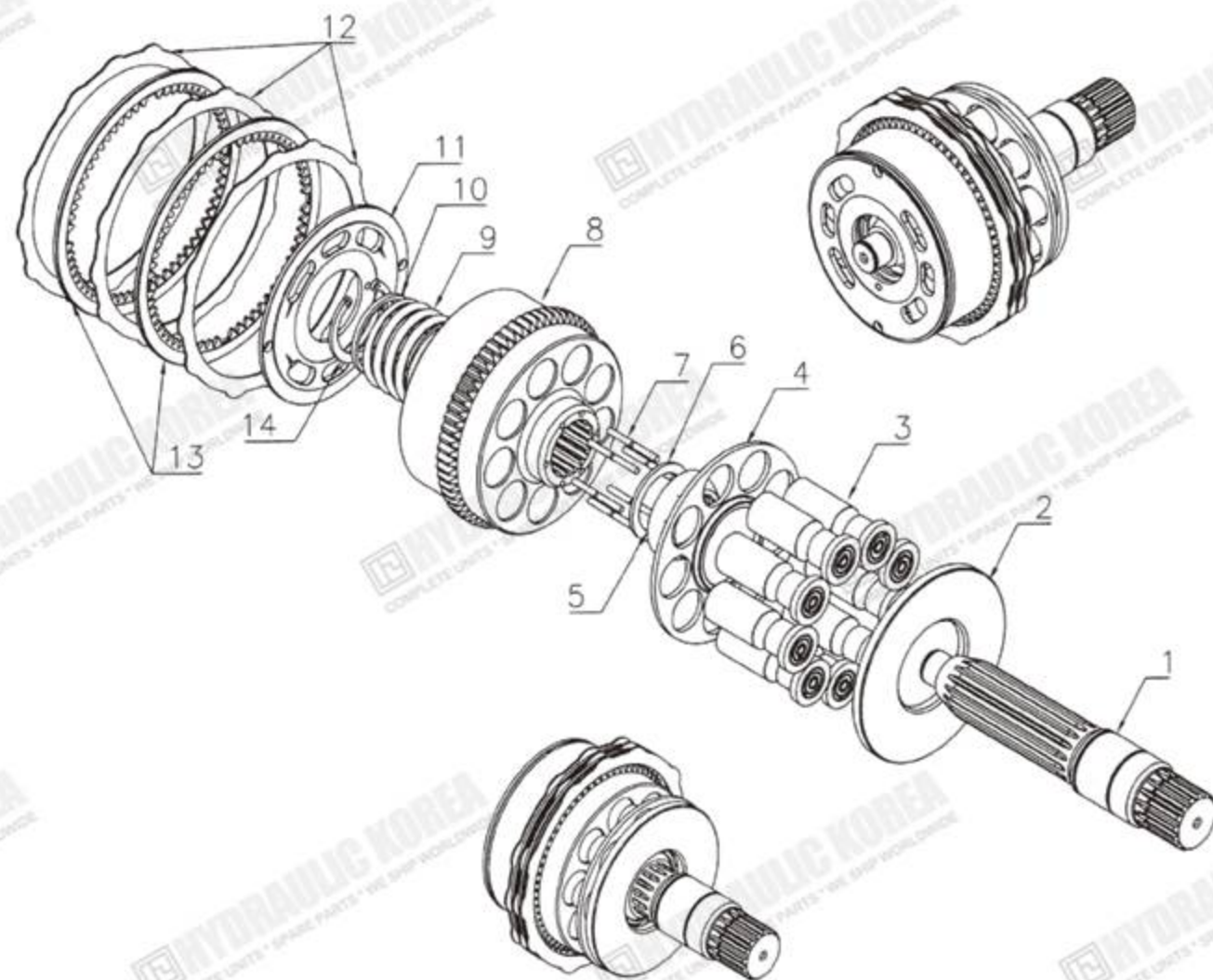


LPVD LMF SERIES LPVD LMF45 LMF64 LMF75 LMF90 LMF100 LMF107 LMF125 LMF140 LMF150 LMF160

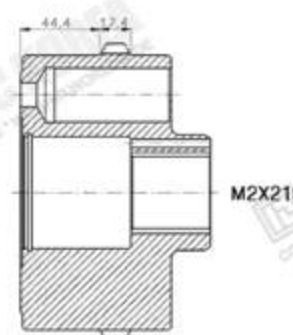
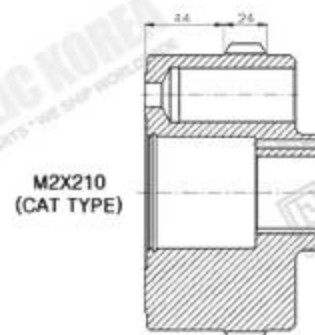
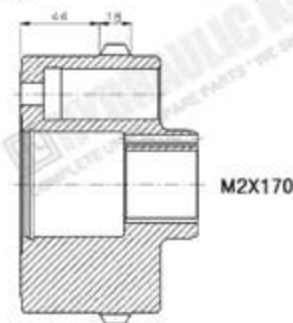
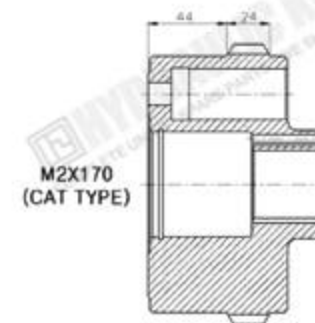


NO.	DESCRIPTION	QTY
1	VALVE PLATE (L/R)	1
2	CYLINDER BLOCK	1
3	COIL SPRING	9
4	BALL GUIDE	1
5	SET PLATE	1
6	PISTON SHOE	9
7	SHOE PLATE	1
8	DRIVE SHAFT	1
00	SEAL KIT	1

M2X SERIES M2X63 M2X96 M2X120 M2X128 M2X146 M2X150 M2X170 M2X210

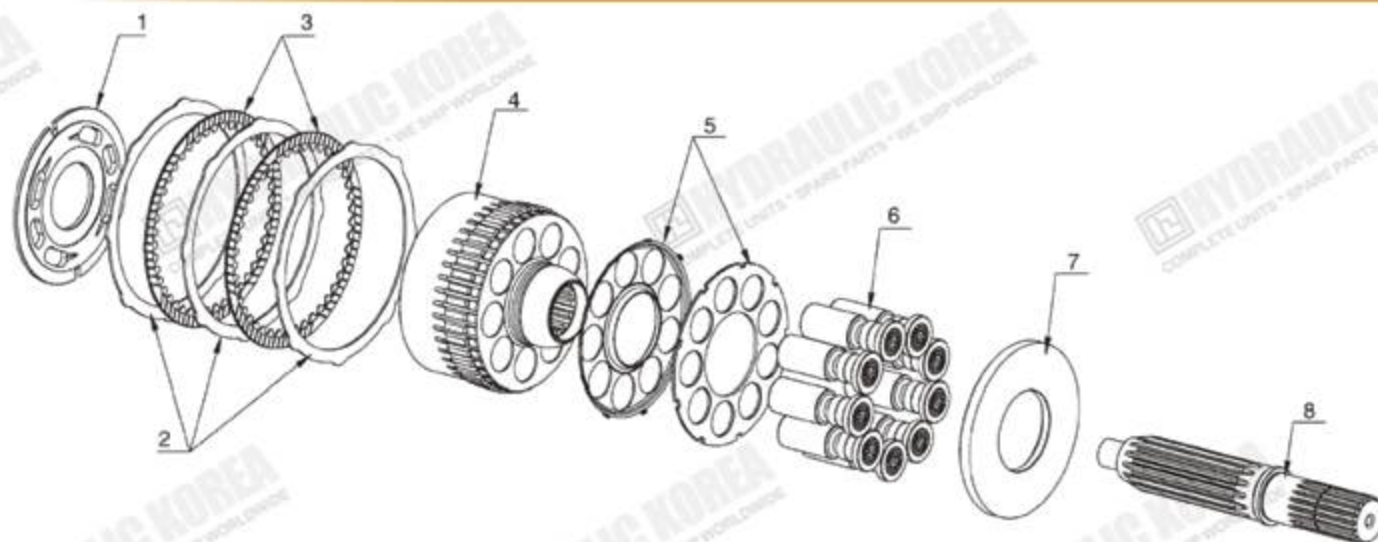


NO.	DESCRIPTION	QTY
1	DRIVE SHAFT	1
2	SHOE PLATE	1
3	PISTON SHOE	9
4	SET PLATE	1
5	BALL GUIDE	1
6	SPACE OF BALL GUIDE	1
7	PIN OF CYLINDER BLOCK	6
8	CYLINDER BLOCK	1
9	COIL SPRING	1
10	SPACE	2
11	VALVE PLATE	1
12	SEPARATION PLATE	3(4)
13	FRICITION PLATE	2(3)
14	SNAP RING	1
00	SEAL KIT	1



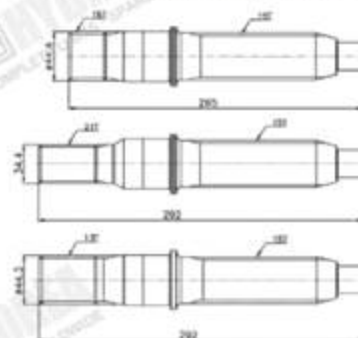
IT IS DIFFERENT SHAPE BETWEEN
M2X170&210(CAT TYPE) AND M2X170&210 PARTS

M5X SERIES M5X130 M5X180



NO.	DESCRIPTION	QTY
1	VALVE PLATE	1
2	SEPARATION PLATE	3
3	FRICTION PLATE	2
4	CYLINDER BLOCK	1
5	SET PLATE WITH SPRING	1
6	PISTON SHOE	9
7	SHOE PLATE	1
8	DRIVE SHAFT	1
00	SEAL KIT	1

IT IS DIFFERENT DRIVE SHAFT




M5X180
CAT-16T TYPE

M5X180
CAT-21T TYPE

M5X180
NORMAL TYPE

IT IS DIFFERENT FRICTION PLATE



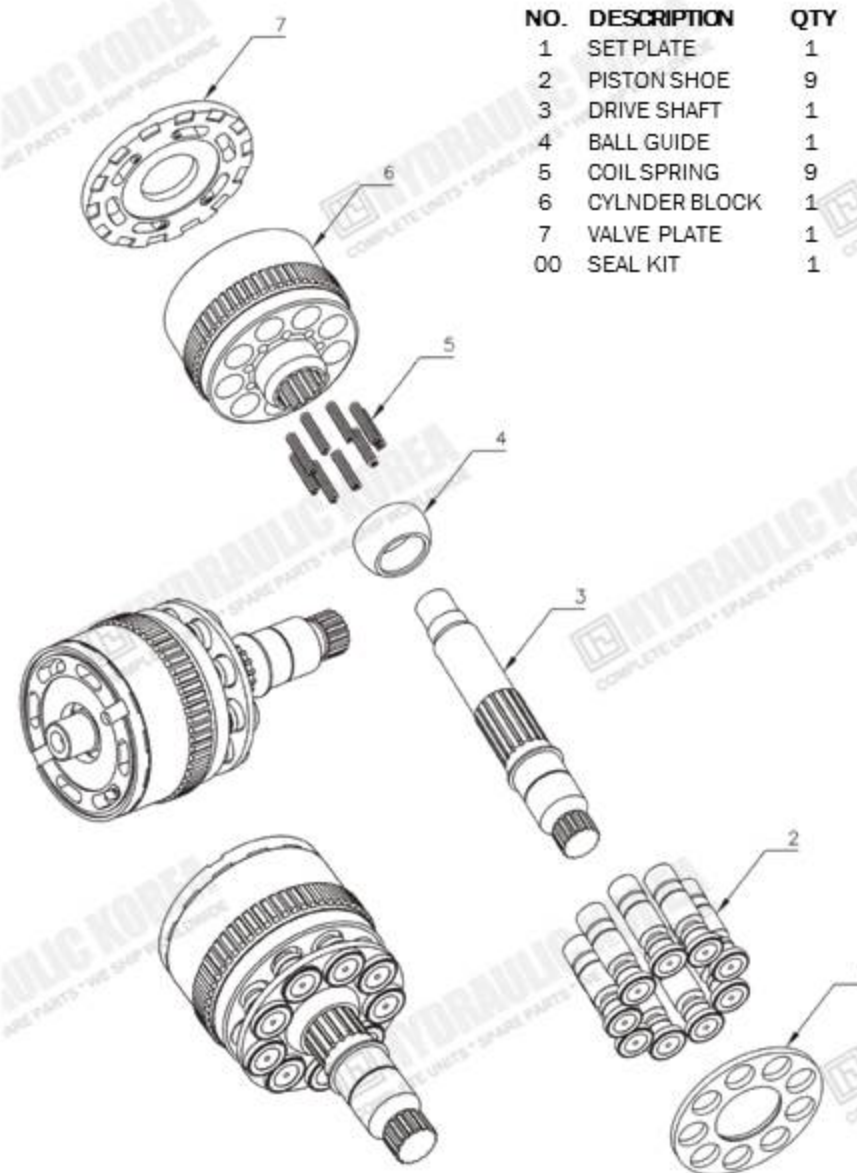
TYPE	t (mm)
NORMAL TYPE	4
CAT TYPE	2



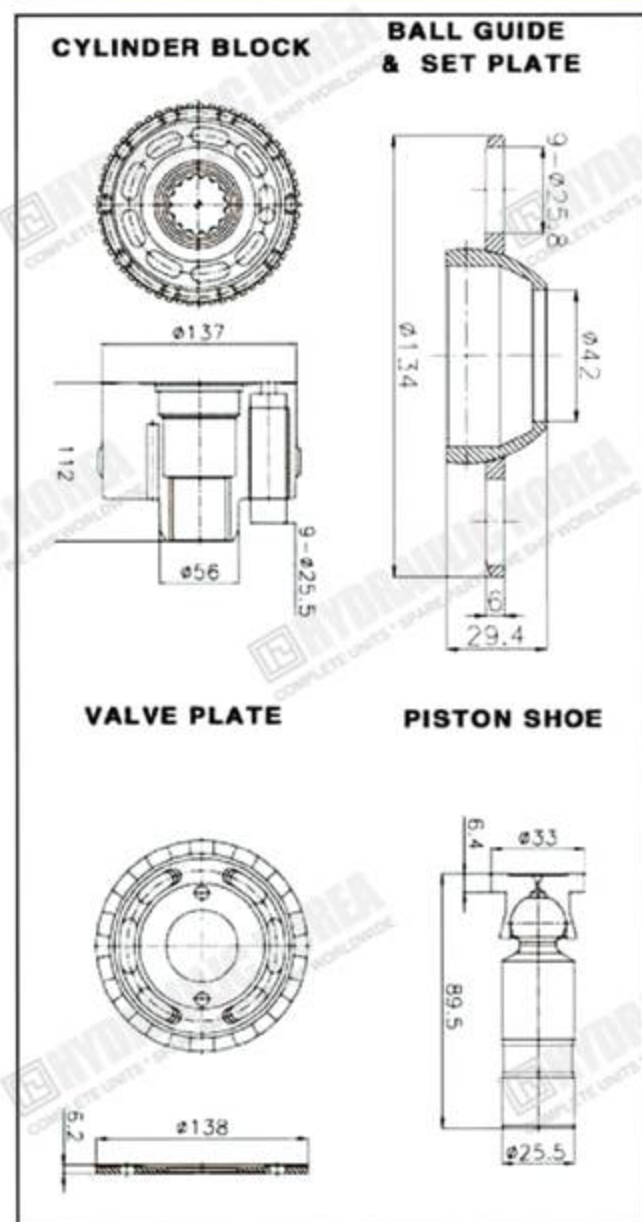
M2V SERIES M2V130 M2V150

	M2V130(SK200-5)	M2V150(SK200-1/3)
BALL GUIDE & SET PLATE		
PISTON SHOE		
VALVE PLATE		
CYLINDER BLOCK		

IT IS DIFFERENT SHAPE BETWEEN M2V130(SK200-5) AND M2V150(SK200-1/3)

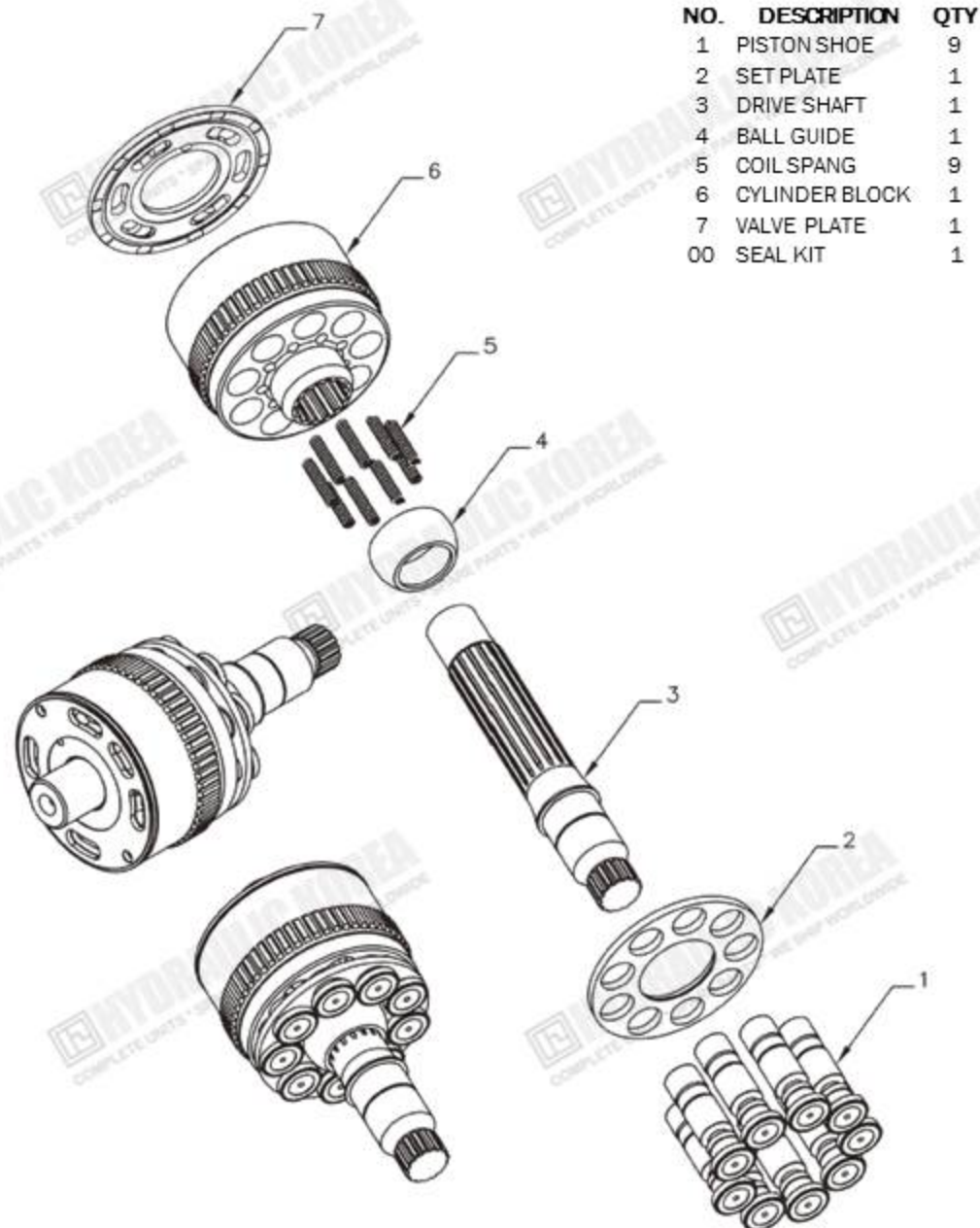


M3V SERIES M3V130 M3V150

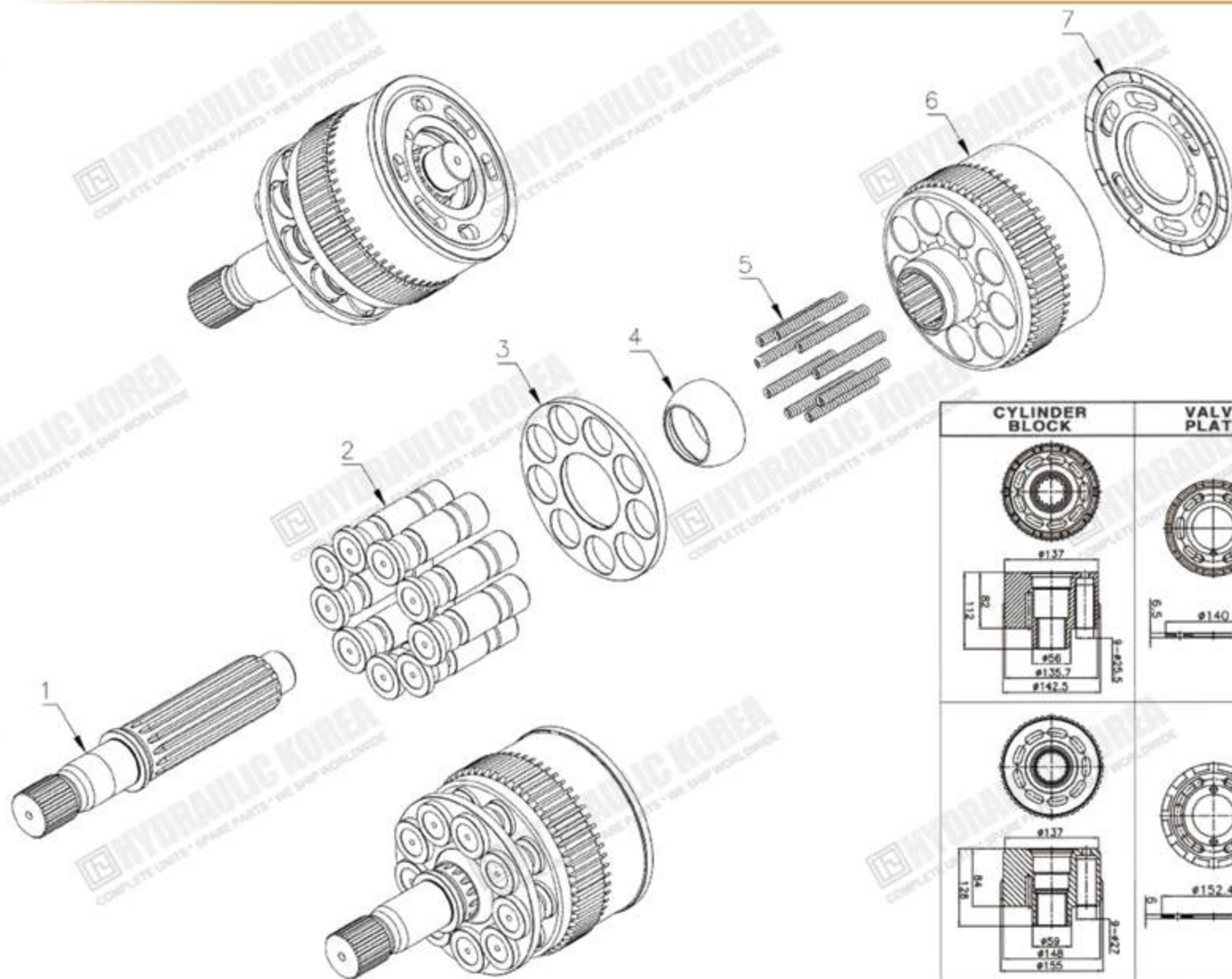


IT IS M3V130/150(SK200-6) OF PARTS

www.hydraulickorea.com



M4V SERIES M4V147 M4V150




NO.	DESCRIPTION	QTY
1	DRIVE SHAFT	1
2	PISTON SHOE	9
3	SET PLATE	1
4	BALL GUIDE	1
5	COIL SPRING	9
6	CYLINDER BLOCK	1
7	VALVE PLATE	1
00	SEAL KIT	1

CYLINDER BLOCK	VALVE PLATE	PISTON SHOE	BALL GUIDE & SET PLATE	
				M4V147(SK200-6E)
				M4V150(SK220-6E)

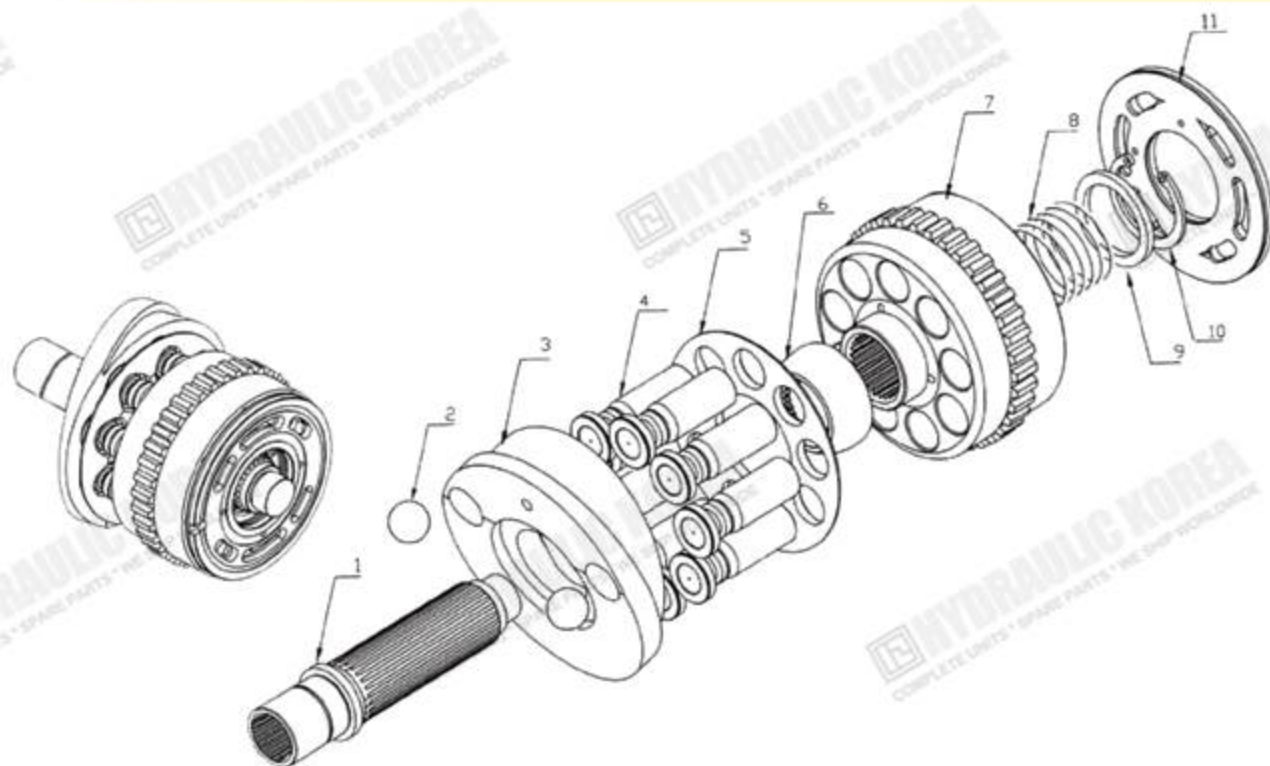
IT IS DIFFERENT SHAPE BETWEEN M4V147(SK200-6E) AND M4V150(SK220-6E)

MAF SERIES MAF33 MAF36 MAF55 MAF87



NO.	DESCRIPTION	QTY
1	PIN OF VALVE PLATE	1
2	VALVE PLATE (L/R)	1
3	CYLINDER BLOCK	1
4	SOCKET BOLT	14
5	RETAINER PLATE	1
6	RING OF PISTON	7
7	PISTON	7
8	CENTER PIN	1
9	DRIVE SHAFT	1
00	SEAL KIT	1

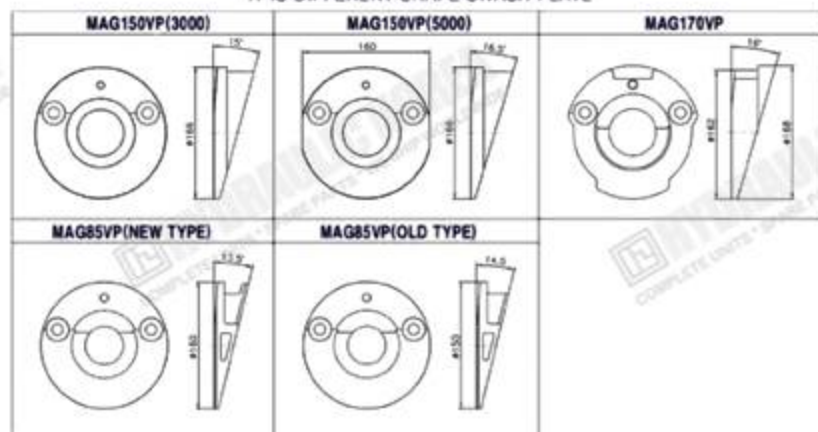
MAG MSF SERIES MAG18 MAG27 MAG33 MAG85 MAG150 MAG170 MAG200 MAG330 MSF37 MSF89 MSF170 MSF200 MSF230



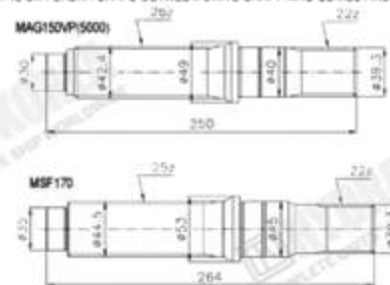
NO.	DESCRIPTION	QTY
1	DRIVE SHAFT	1
2	BALL OF SWASH PLATE	2
3	SWASH PLATE	1
4	PISTON SHOE	9
5	SET PLATE	1
6	BALL GUIDE	1
7	CYLINDER BLOCK	1
8	COIL SPRING	1
9	SPACE	1
10	SNAP RING	1
11	VALVE PLATE	1
00	SEAL KIT	1



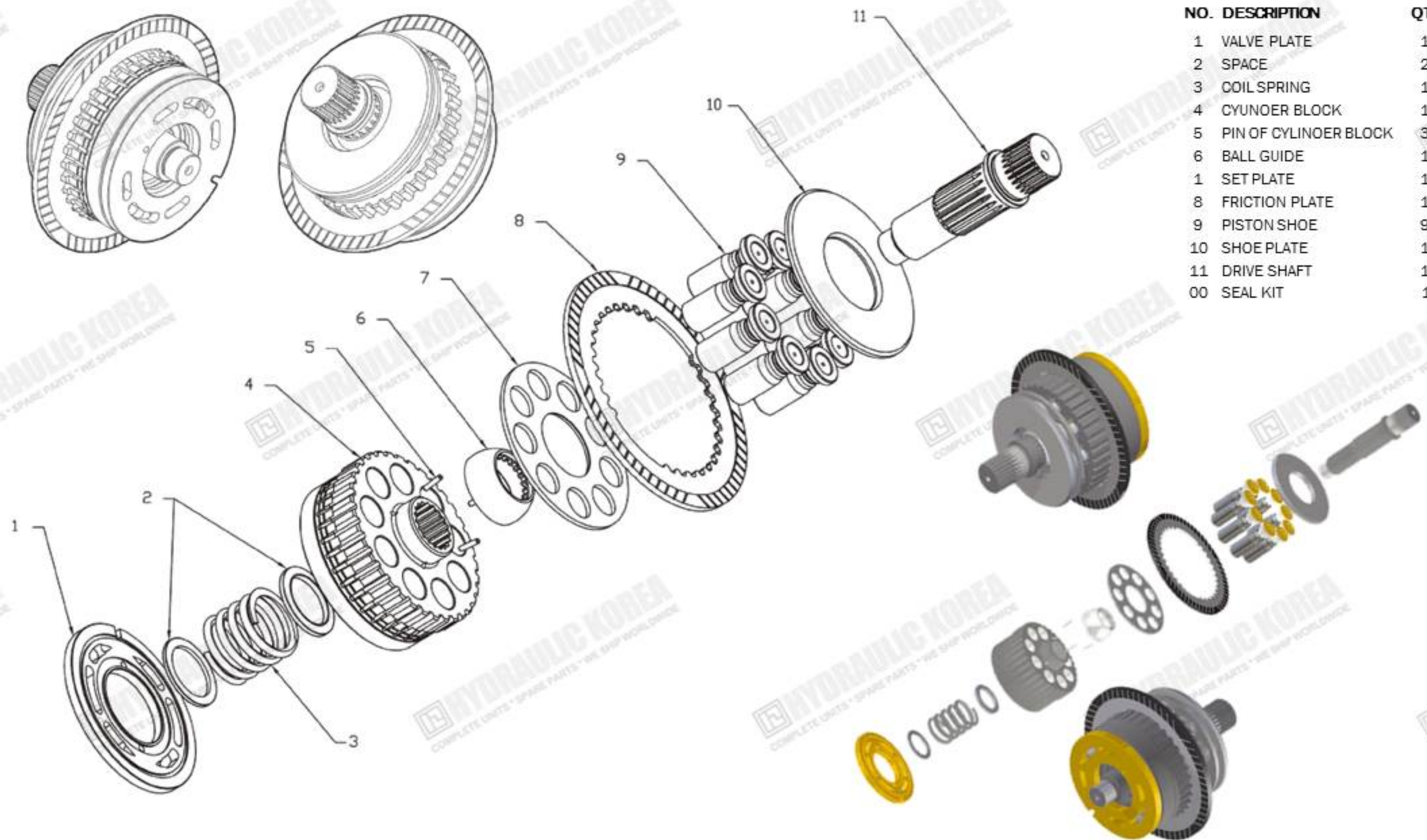
IT IS DIFFERENT SHAPE SWASH PLATE



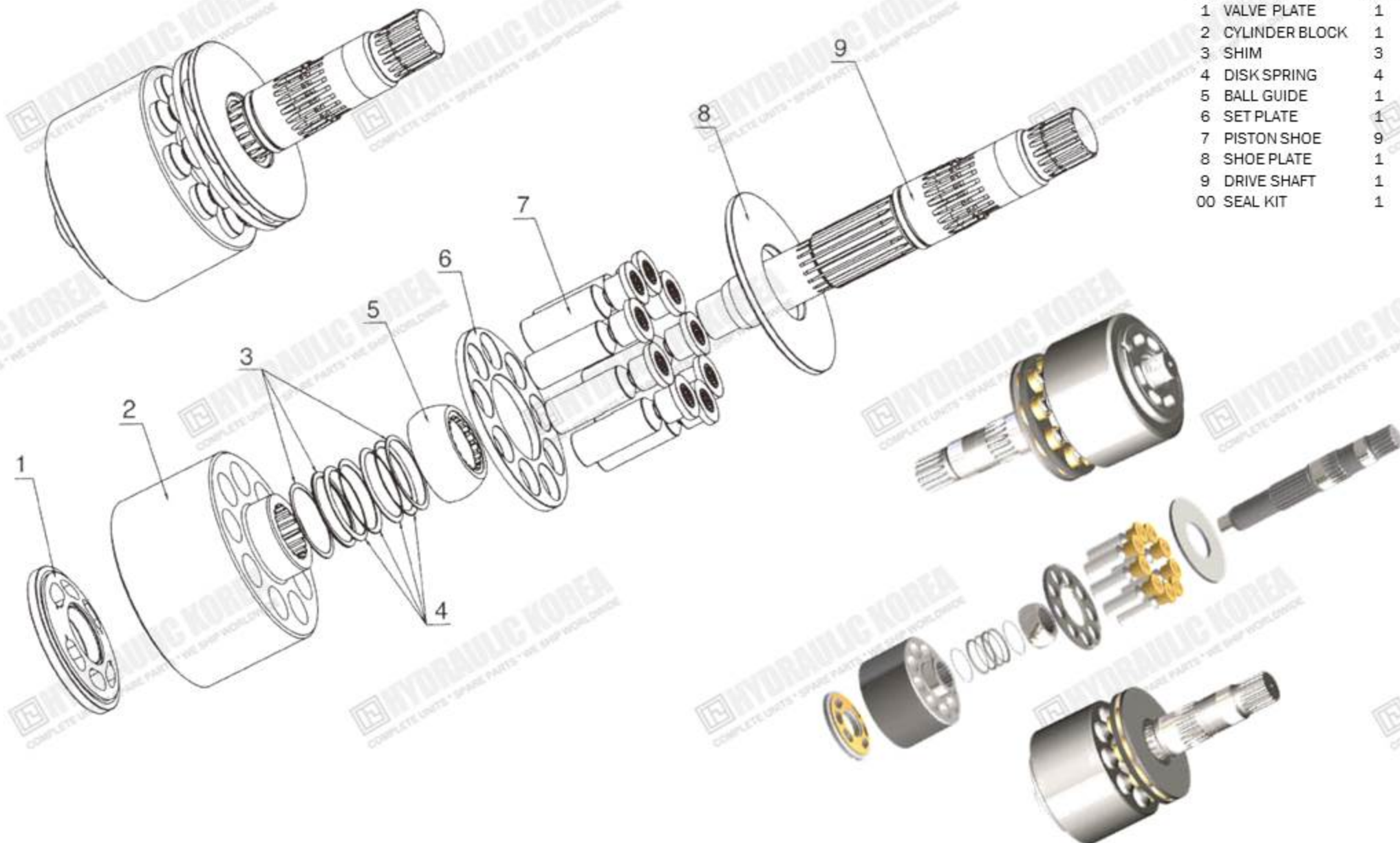
IT IS DIFFERENT SHAPE BETWEEN DRIVE SHAFT MAG SERIES AND MSF SERIES



MSG-27P SERIES MSG-27P

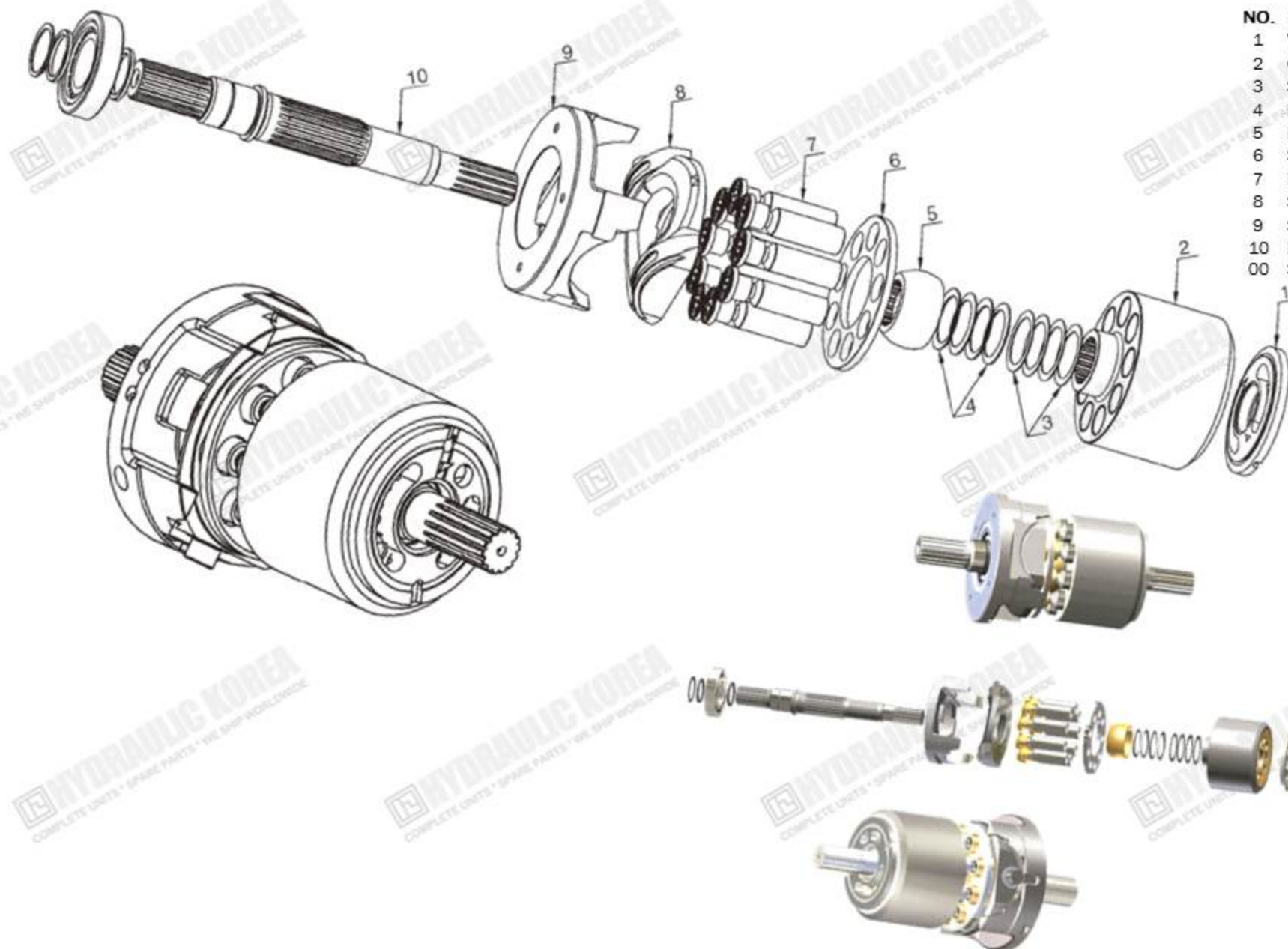


MX SERIES MX50 MX80 MX150 MX173 MX200 MX250 MX450 MX500 MX530 MX750



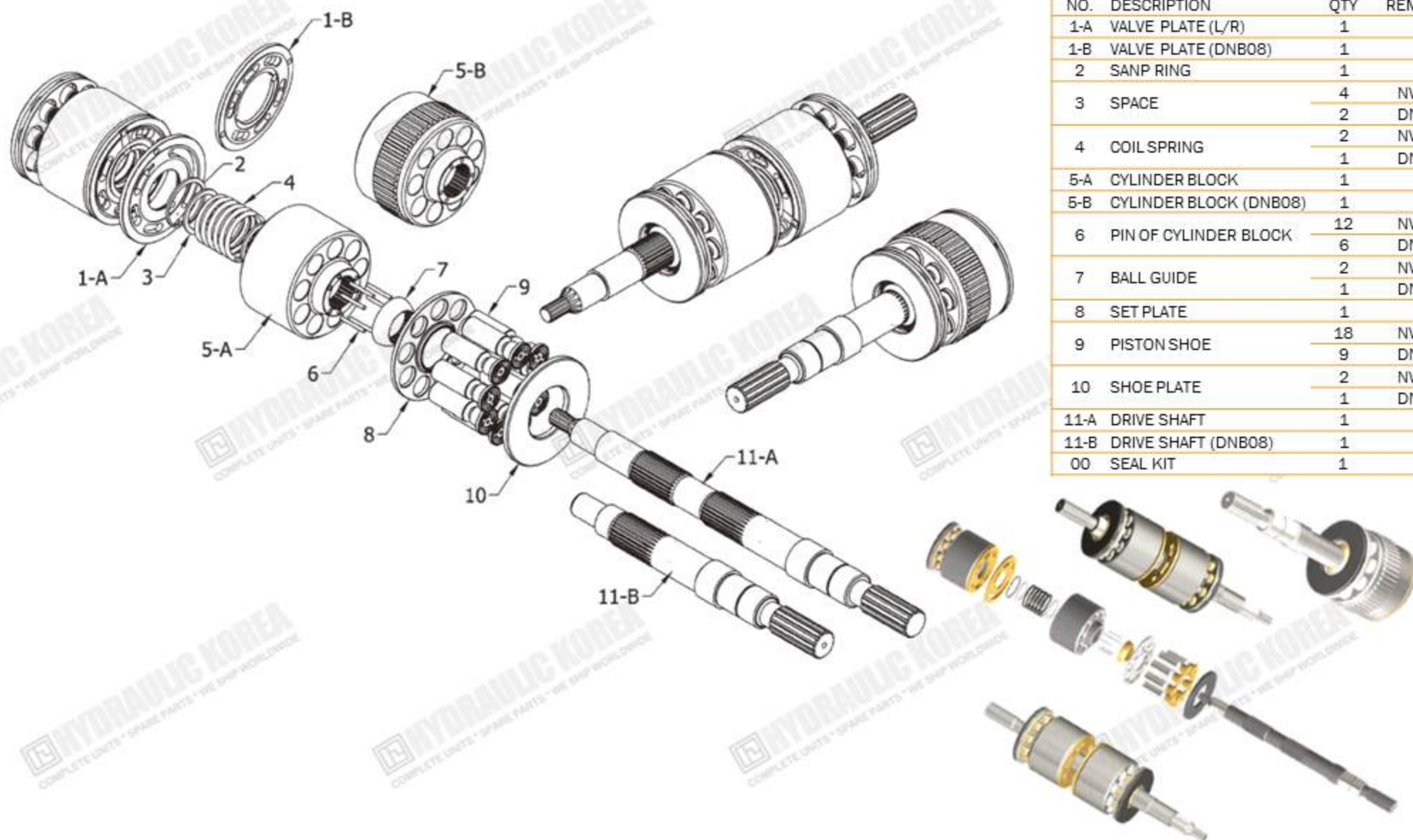
NO.	DESCRIPTION	QTY
1	VALVE PLATE	1
2	CYLINDER BLOCK	1
3	SHIM	3
4	DISK SPRING	4
5	BALL GUIDE	1
6	SET PLATE	1
7	PISTON SHOE	9
8	SHOE PLATE	1
9	DRIVE SHAFT	1
00	SEAL KIT	1

NV SERIES NV45 NV50 NV60 NV64 NV70 NV80 NV84 NV90 NV111 NV120 NV137 NV172 NV210 NV237 NV270



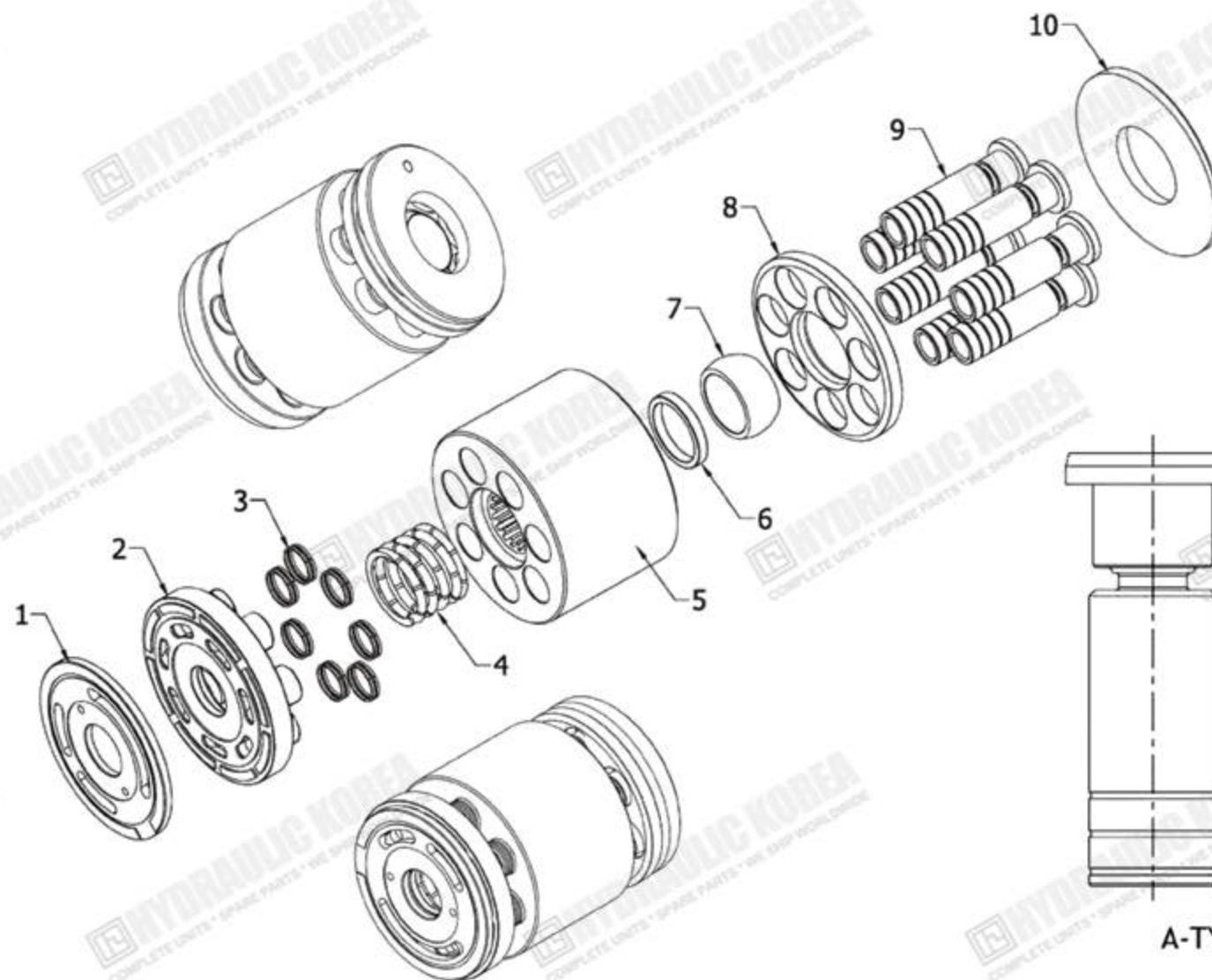
NO.	DESCRIPTION	QTY
1	VALVE PLATE (L/R)	1
2	CYLINDER BLOCK	1
3	SHIM	4
4	DISK SPRING	4
5	BALL GUIDE	1
6	SET PLATE	1
7	PISTON SHOE	9
8	SWASH PLATE	1
9	SUPPORT	1
10	DRIVE SHAFT (L/R)	1
00	SEAL KIT	1

NVK DNB SERIES NVK45 DNB08

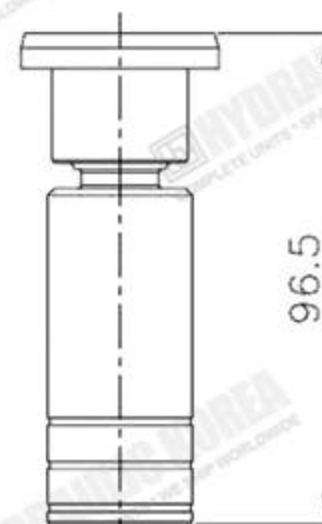


NO.	DESCRIPTION	QTY	REMARKS
1-A	VALVE PLATE (L/R)	1	
1-B	VALVE PLATE (DNB08)	1	
2	O-RING	1	
3	SPACE	4	NVK45
		2	DNB08
4	COIL SPRING	2	NVK45
		1	DNB08
5-A	CYLINDER BLOCK	1	
5-B	CYLINDER BLOCK (DNB08)	1	
6	PIN OF CYLINDER BLOCK	12	NVK45
		6	DNB08
7	BALL GUIDE	2	NVK45
		1	DNB08
8	SET PLATE	1	
9	PISTON SHOE	18	NVK45
		9	DNB08
10	SHOE PLATE	2	NVK45
		1	DNB08
11-A	DRIVE SHAFT	1	
11-B	DRIVE SHAFT (DNB08)	1	
00	SEAL KIT	1	

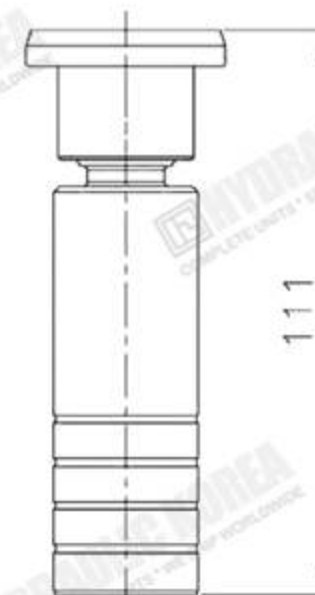
PPS140 SERIES PPS140 FOR MS160 MS180 MS230 MS280



NO.	DESCRIPTION	QTY
1	PORT PLATE	1
2	BEARING PLATE	1
3	RING OF VALVE PLATE	7
4	COIL SPRING	1
5	CYLINDER BLOCK	1
6	SPACE	1
7	BALL GUIDE	1
8	SET PLATE	1
9	PISTON SHOE	7
10	SHOE PLATE	1
00	SEAL KIT	1




A-TYPE



B-TYPE

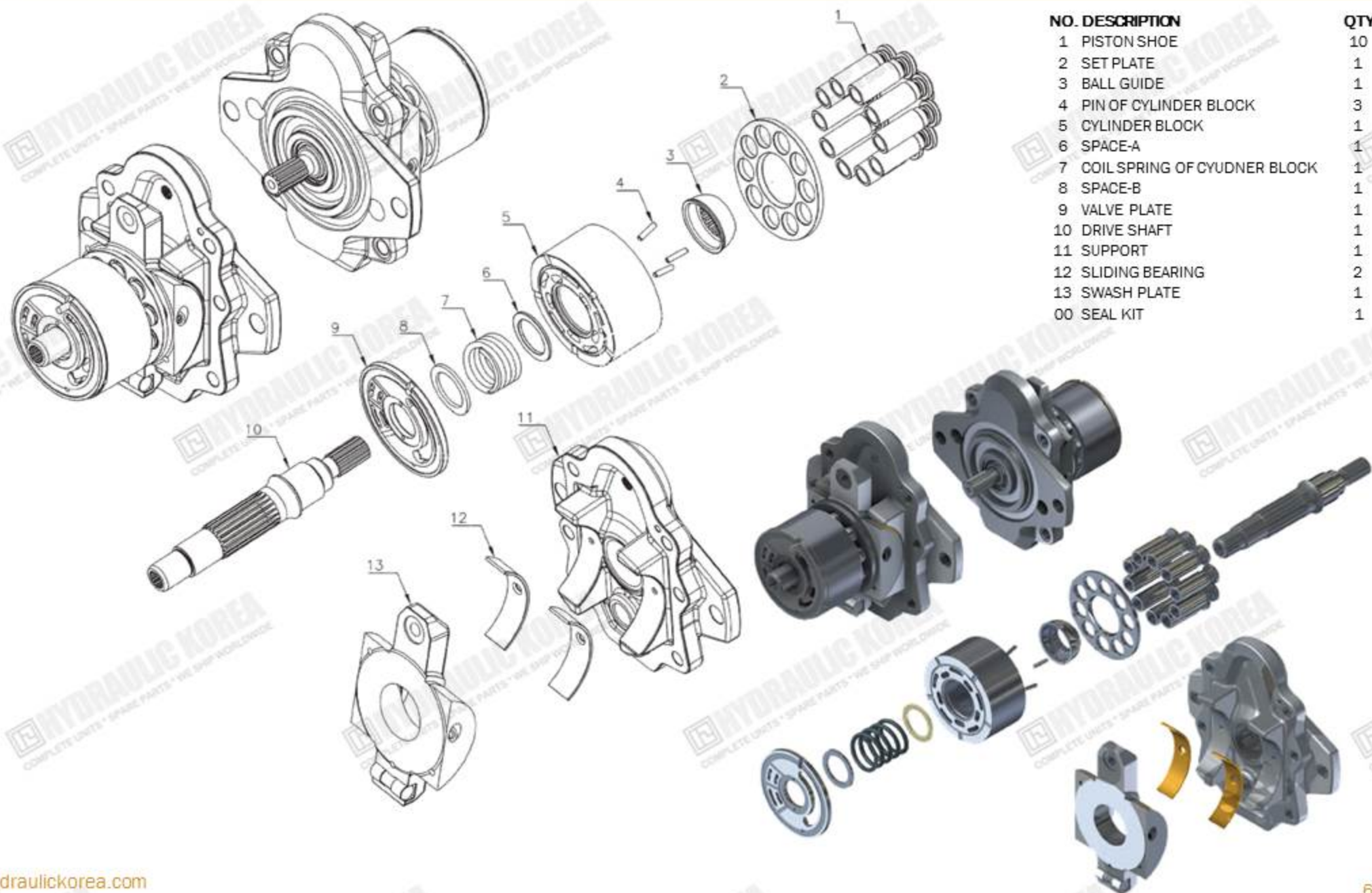
CHECK THE DIFFERENT PISTON LENGTH

PSV2 SERIES PSV2-55 (SH 100-1/2 SH 120-1/2) PSV2-62 PSV2-63 (E120B / SH120)

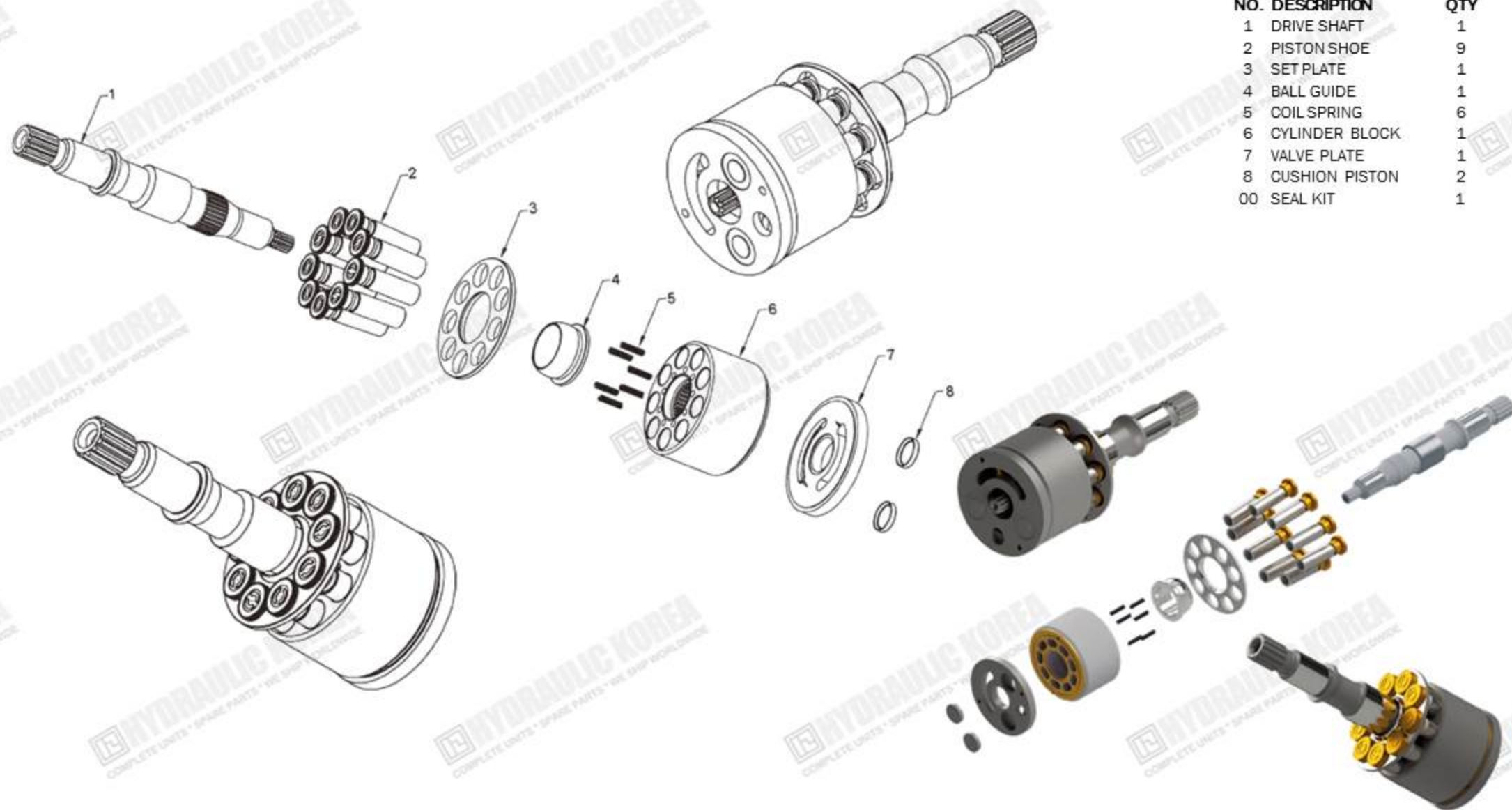


NO.	DESCRIPTION	QTY	REMARKS
1-A	DRIVE SHAFT	1	PSV2-55
1-B	DRIVE SHAFT(R)	1	PSV2-63(R)
1-C	DRIVE SHAFT(L)	1	PSV2-63(L)
2	VALVE PLATE(L/R)	1	
3	CYLINDER BLOCK	1	
4	PISTON SHOE	9	
5	DISK SPRING	4	
6	BALL GUIDE	1	
7	SET PLATE	1	
8-A	SWASH PLATE (L)	1	PSV2-559(L)
8-B	SWASH PLATE(R)	1	PSV2-55(R)
8-C	SWASH PLATE	1	PSV2-63
9	SLIDING BEARING	2	
10	BEARING COVER	2	
11	PIN	2	
12	CRADLE(R)	1	
13	CRADLE(L)	1	
00	SEAL KIT	1	

PSVD2 SERIES PSVD2-12 PSVD2-18 PSVD2-21 PSVD2-27

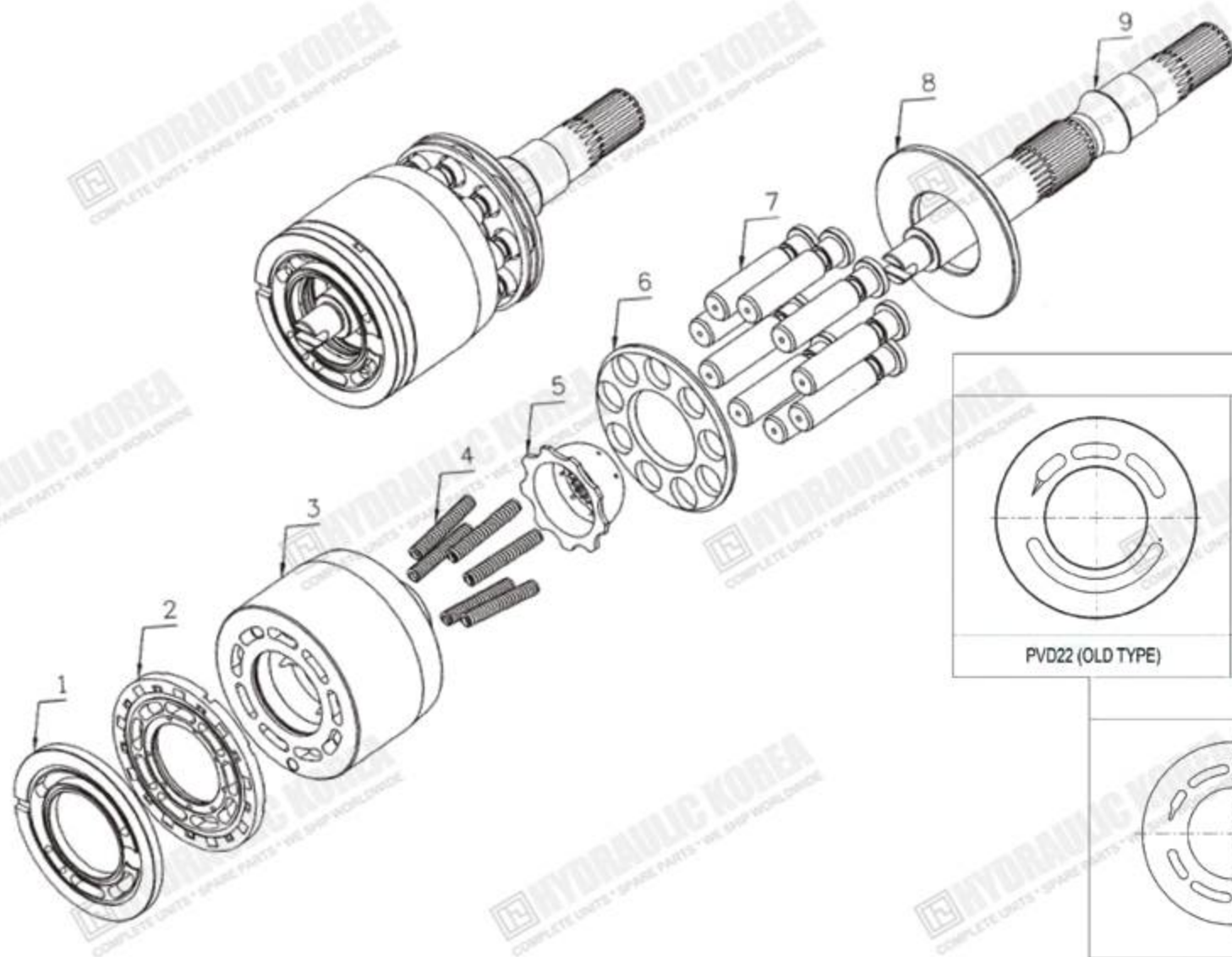


PVC SERIES PVC80 PVC90



NO.	DESCRIPTION	QTY
1	DRIVE SHAFT	1
2	PISTON SHOE	9
3	SET PLATE	1
4	BALL GUIDE	1
5	COIL SPRING	6
6	CYLINDER BLOCK	1
7	VALVE PLATE	1
8	CUSHION PISTON	2
00	SEAL KIT	1

PVD M MF SERIES PVD21 PVD22 PVD23 PVD24 M21 M22 M23 M24 MF18 MF21 MF22 MF23 MF24



NO.	DESCRIPTION	QTY
1	VALVE PLATE (L/R)	1
2	BEARING PLATE	1
3	CYLINDER BLOCK	1
4	COIL SPRING	6
5	BALL GUIDE	1
6	SET PLATE	1
7	PISTON SHOE	9
8	SHOE PLATE	1
9	DRIVE SHAFT (L/R)	1
00	SEAL KIT	1

V NOTCH TYPE



PVD22 (OLD TYPE)



PVD21 / 22 & SPV20 / 21 / 22 / 23 / 24



MF18

PROPEL NOTCH TYPE



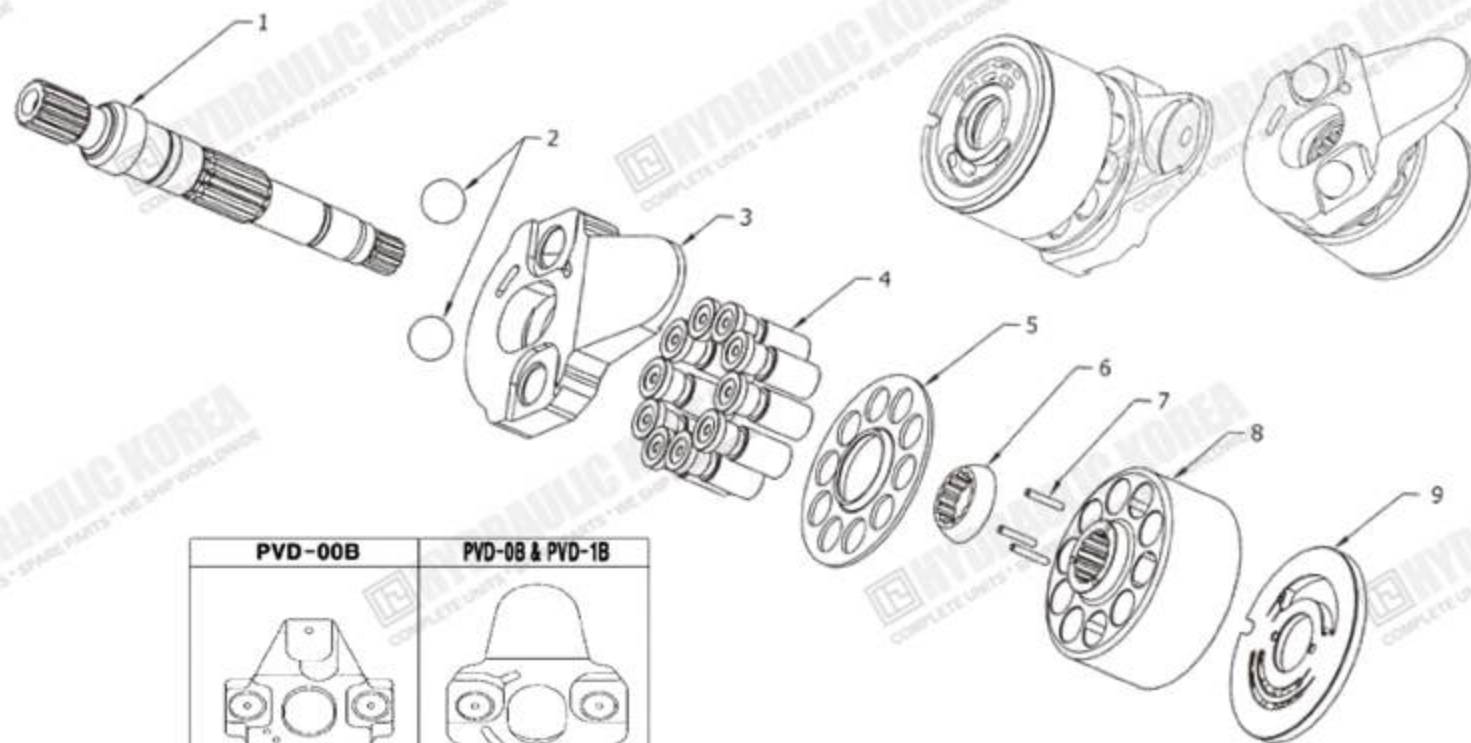
PV20 / 21 / 22 / 23 / 24



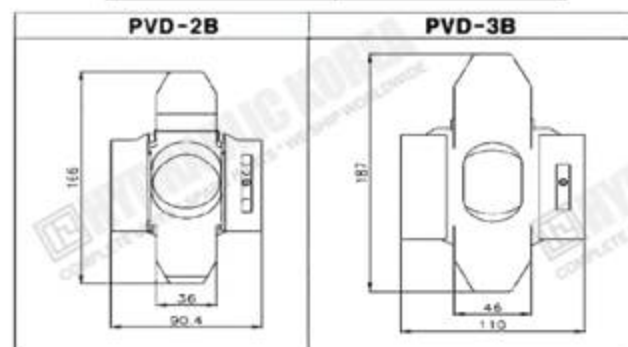
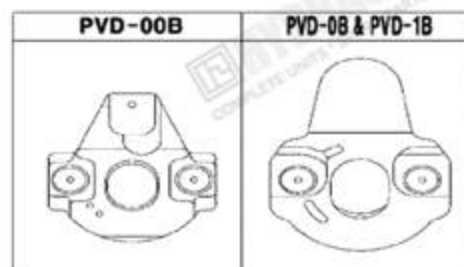
MF20 / 21 / 22 / 23 / 24

IT IS DIFFERENT SHAPE VALVE PLATE

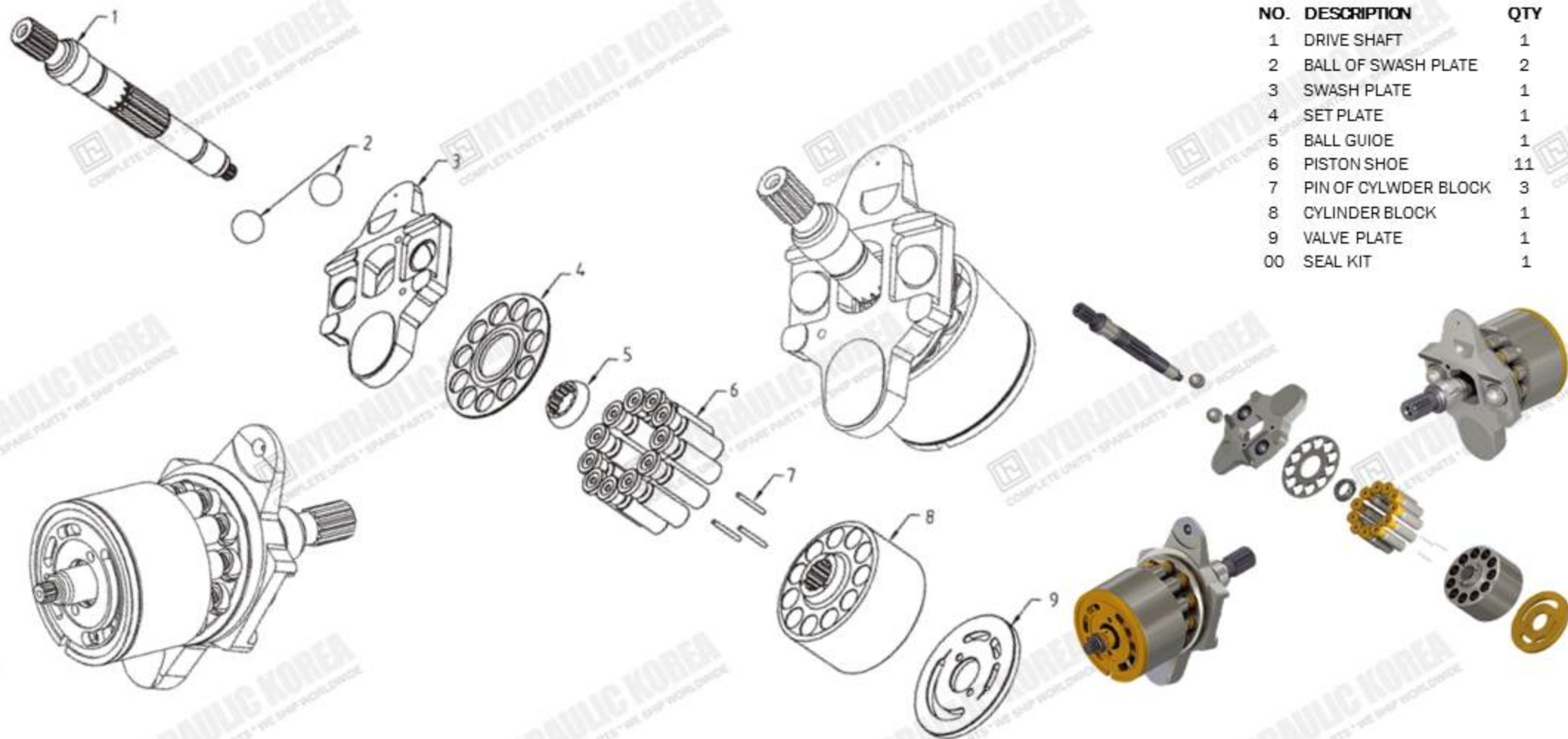
PVD SERIES PVD-00B PVD-0B PVD-1B PVD-2B PVD-3B



NO.	DESCRIPTION	QTY
1	DRIVE SHAFT	1
2	BALL OF SWASH PLATE	2
3	SWASH PLATE	1
4	PISTON SHOE	10
5	SET PLATE	1
6	BALL GUIDE	1
7	PIN OF CYLINDER BLOCK	3
8	CYLINDER BLOCK	1
9	VALVE PLATE	1
00	SEAL KIT	1



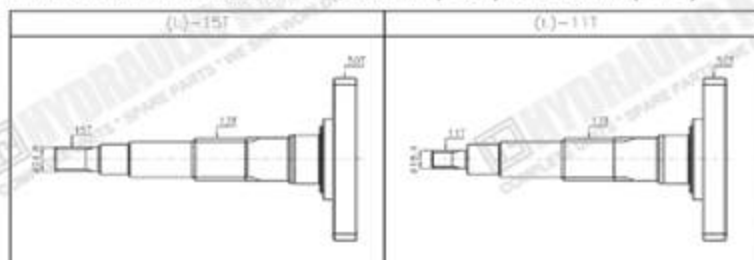
PVK SERIES PVK-28



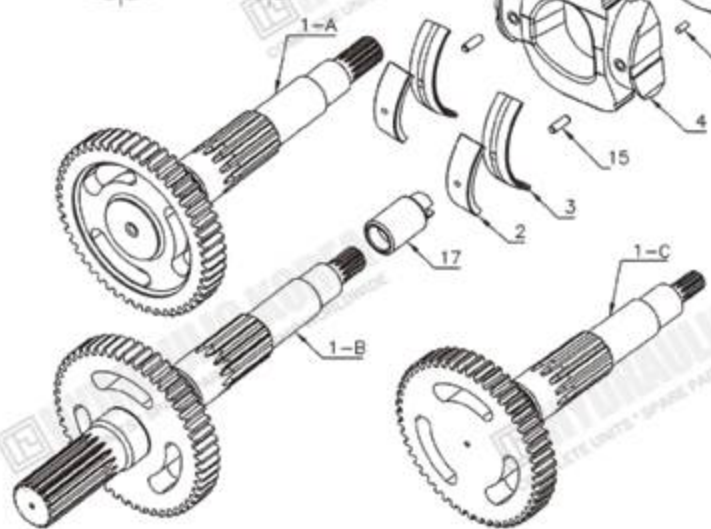
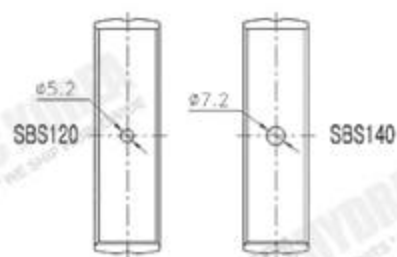
NO.	DESCRIPTION	QTY
1	DRIVE SHAFT	1
2	BALL OF SWASH PLATE	2
3	SWASH PLATE	1
4	SET PLATE	1
5	BALL GUIOE	1
6	PISTON SHOE	11
7	PIN OF CYLWDER BLOCK	3
8	CYLINDER BLOCK	1
9	VALVE PLATE	1
00	SEAL KIT	1

SBS SERIES SBS80 SBS120 SBS140 FOR 320C 325C

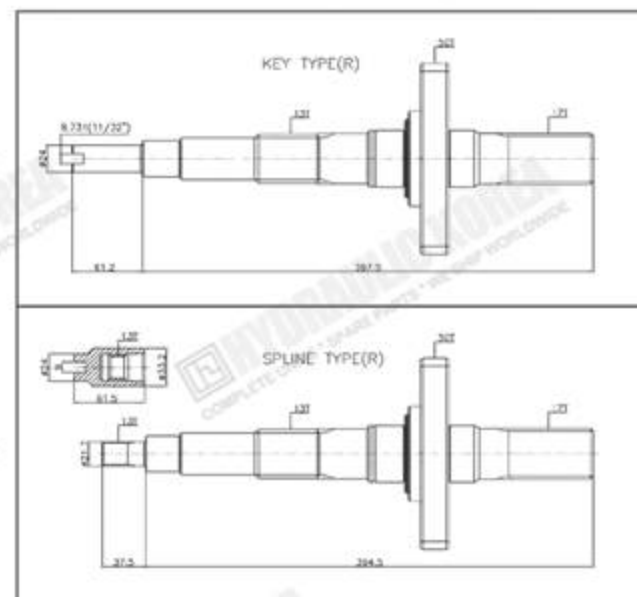
IT IS DIFFERENT SHAPE BETWEEN D/SHAFT(L-15T)AND D/SHAFT(L-11T)



IT IS DIFFERENT SHAPE BEARING PLATE OF SWASH PLATE

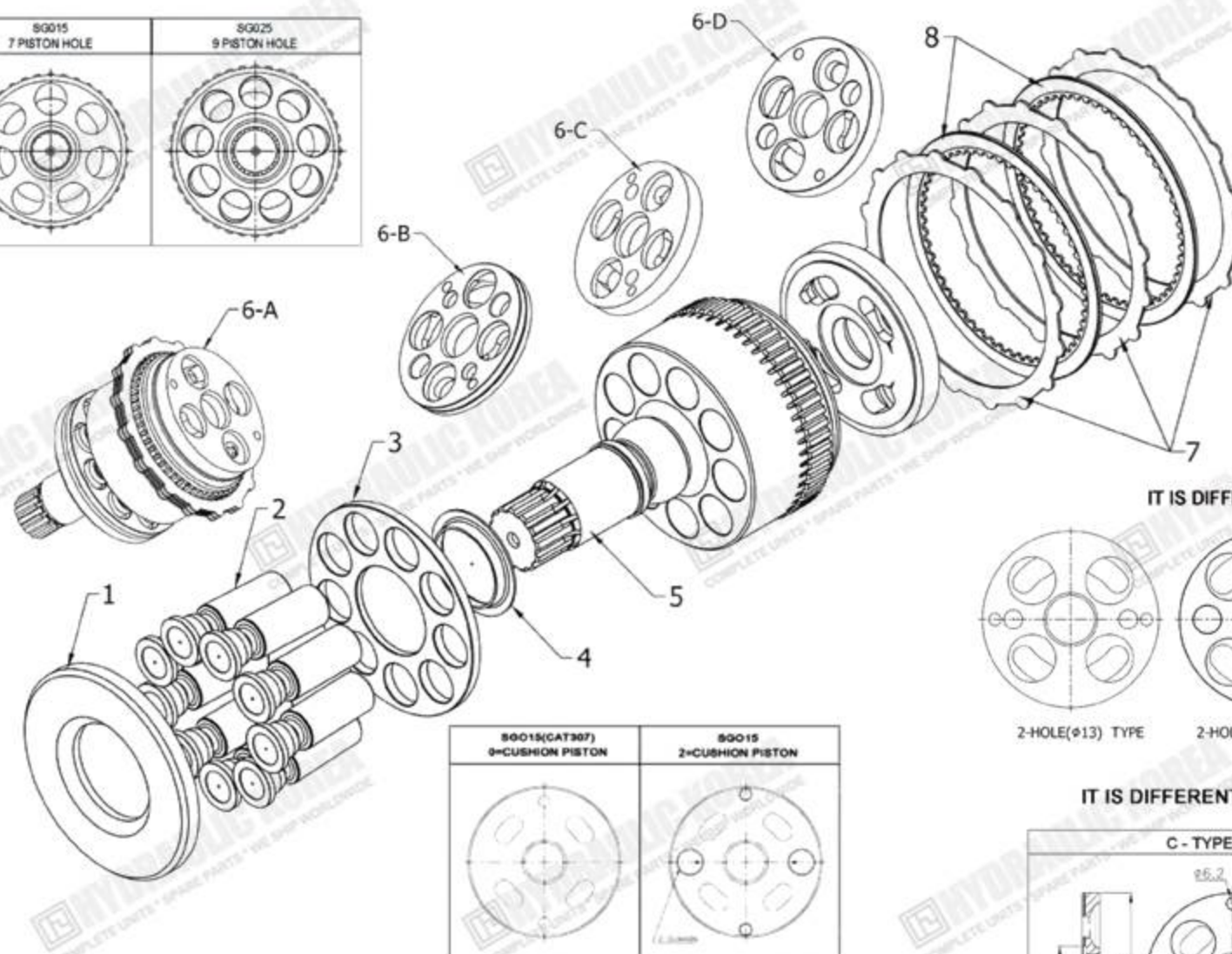
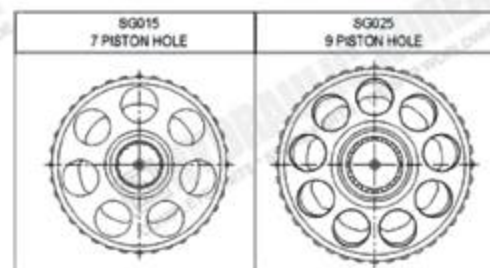


IT IS DIFFERENT SHAPE BETWEEN KEY TYPE AND SPLINE TYPE



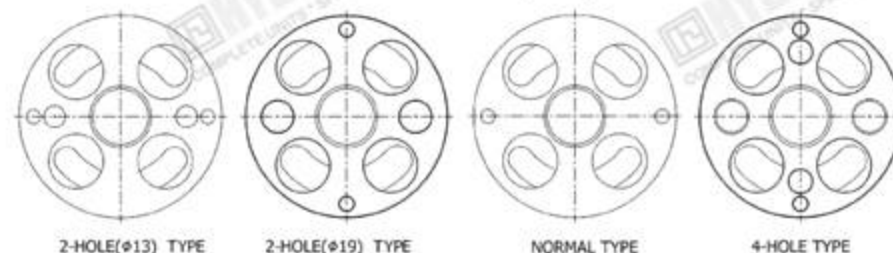
NO.	DESCRIPTION	QTY	REMARKS
1-A	DRIVE SHAFT (L)	1	15T
1-B	DRIVE SHAFT (R)	1	17T
VC	DRIVE SHAFT (L)	1	11T
2	SLIDING BEARING OF SUPPORT	1	
3	SLIDING BEARING OF SWASH PALTE	1	
4	SWASH PLATE	1	
5	TILTING PIN	1	
6	SHOE PLATE	1	
7	PISTON SHOE	9	
8	SET PLATE	1	
9	BALL GUIDE	1	
10	SPACE	1	
11	COIL SPRING	9	
12	CYLINDER BLOCK	1	
13	VALVE PLATE (SBS120)	1	
14	VALVE PLATE (SBS140)	1	
15	PIN OF SWASH PLATE	2	
16	PIN OF SHOE PLATE	1	
17	COUPLING	1	
00	SEAL KIT	1	

SG & MFB SERIES SG015 SG025 SG03 SG04 SG08 SG15 SG20
MFB80 MFB150 MFB160 MFB170 MFB180 MFB190 MFB200 MFB250

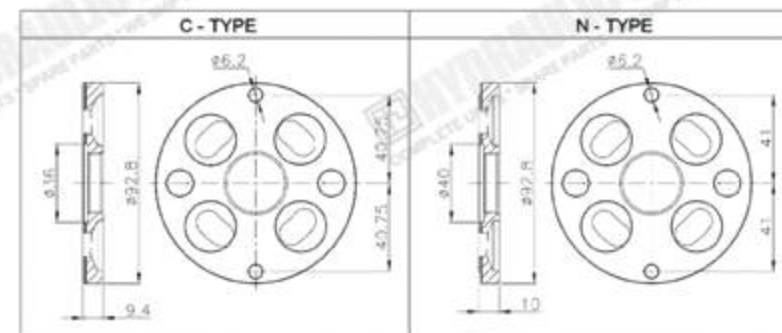


NO.	DESCRIPTION	QTY	REMARK
1	SHOE PLATE	1	
2	PISTON SHOE	9	
3	SET PLATE	1	
4	SPRING OF SET PLATE	1	
5	CYLINDER BLOCK	1	
6-A	VALVE PLATE (NORMAL TYPE)	1	
6-B	VALVE PLATE (4-HOLE TYPE)	1	
6-C	VALVE PLATE (2-HOLE TYPE)	1	Ø13
6-D	VALVE PLATE (2-HOLE TYPE)	1	Ø19
7	SEPARATION PLATE	3	
8	FRICITION PLATE	2	
00	SEAL KIT	1	

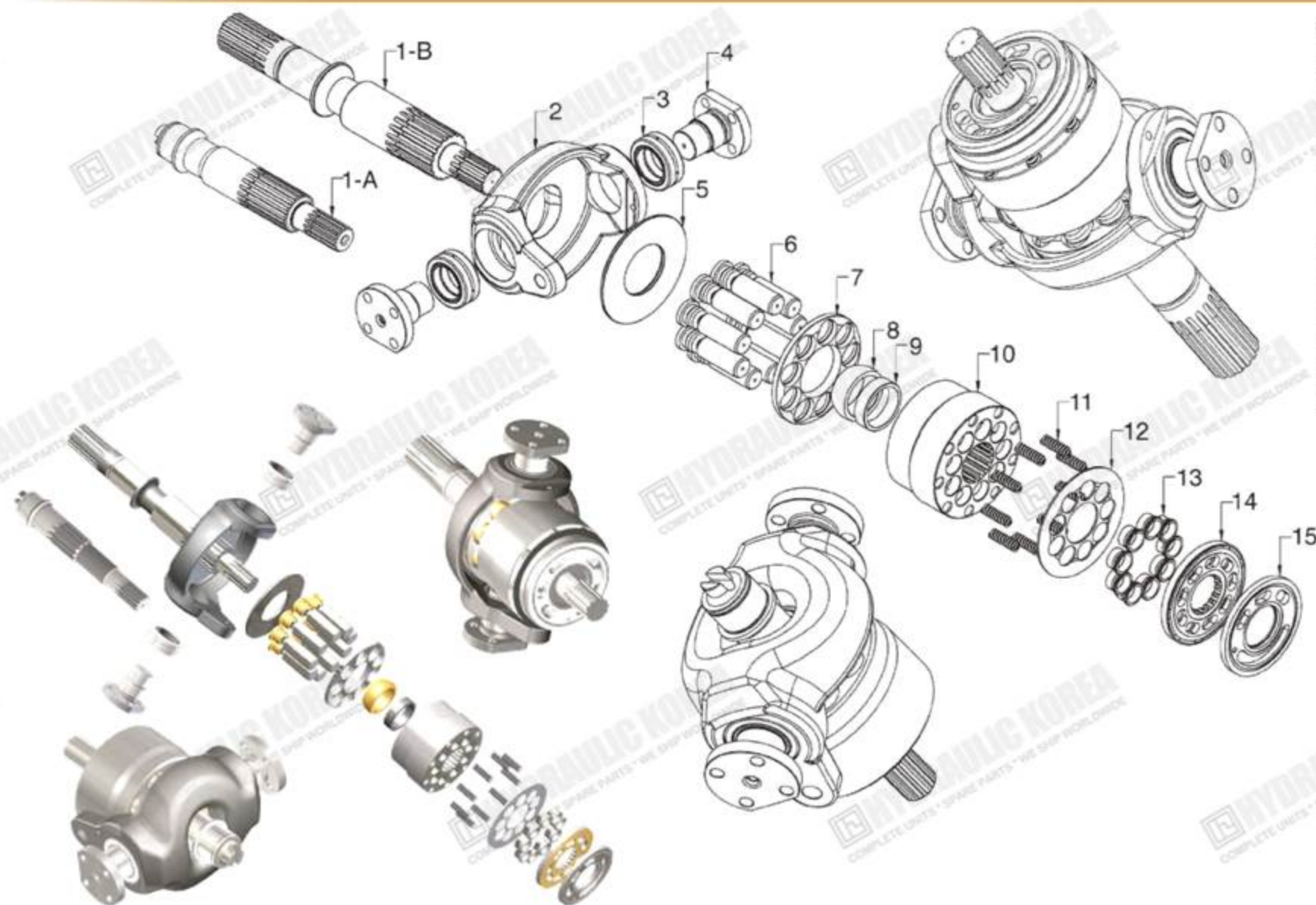
IT IS DIFFERENT VALVE PLATE (SG08) OF BACK FACE



IT IS DIFFERENT VALVE PLATE (SG02) C-TYPE AND N-TYPE

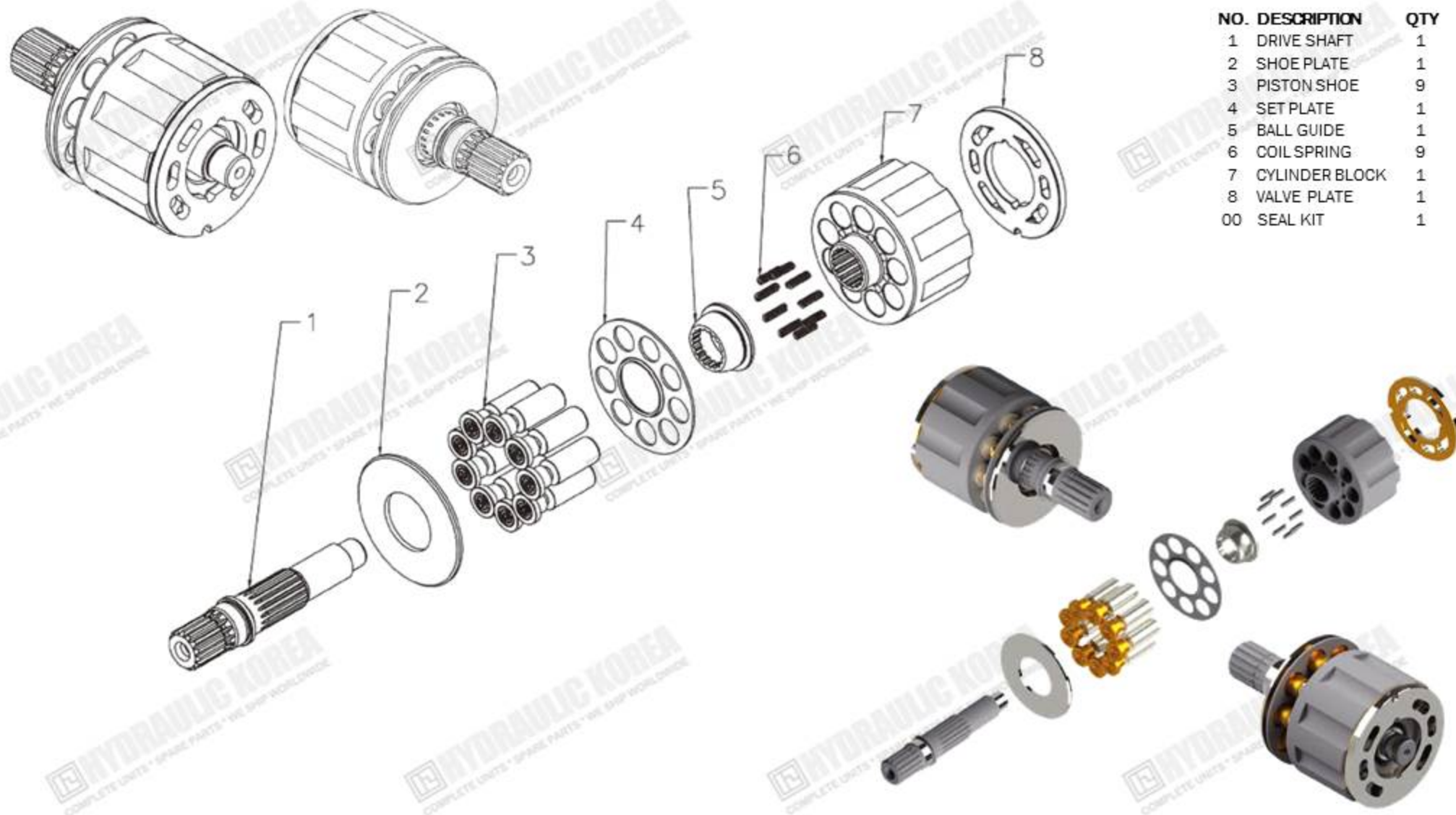


SPK & SPV SERIES SPK10/10 SPV10/10



NO.	DESCRIPTION	QTY
1-A	DRIVE SHAFT (L)	1
1-B	DRIVE SHAFT (R)	1
2	SWASH PLATE	1
3	EYE BEARING	2
4	AXLE SHAFT	2
5	SHOE PLATE	1
6	PISTON SHOE	9
7	SET PLATE	1
8	BALL GUIDE	1
9	SPACE	1
10	CYLINDER BLOCK (DRUM)	1
11	COIL SPRING	9
12	SEAL RETAINER	1
13	DRUM SEAL	9
14	BEARING PLATE	1
00	SEAL KIT	1

TSM SERIES TSM32 TSM56 TSM72 TSM140



VRD SERIES VRD63 FOR E120B

